

## 2W, 6.8V - 200V Glass Passivated Junction Silicon Zener Diodes

### FEATURES

- Glass passivated chip junction
- Typical  $I_R$  less than  $1\mu A$
- Compliant to RoHS Directive 2011/65/EU and in accordance to WEEE 2002/96/EC
- Halogen-free according to IEC 61249-2-21 definition



**DO-204AC (DO-15)**

### MECHANICAL DATA

**Case:** DO-204AC (DO-15)

Molding compound, UL flammability classification rating 94V-0

Part No. with suffix "H" means AEC-Q101 qualified

Packing code with suffix "G" means green compound (halogen-free)

**Terminal:** Pure tin plated leads, solderable per JESD22-B102

Meet JESD 201 class 2 whisker test

**Weight:** 0.4g (approximately)

MAXIMUM RATINGS AND ELECTRICAL CHARACTERISTICS ( $T_A=25^\circ C$ unless otherwise noted)			
PARAMETER	SYMBOL	VALUE	UNIT
Steady state power dissipation at $T_L=75^\circ C$ Lead lengths .375", 9.55mm (Note 1)	$P_D$	2.0	Watts
Peak forward surge current, 8.3ms single half sine-wave superimposed on rated load	$I_{FSM}$	15	A
Operating junction temperature range	$T_J$	- 55 to +175	$^\circ C$
Storage temperature range	$T_{STG}$	- 55 to +175	$^\circ C$

Note 1: Mounted on Cu-Pad size 10mm x 10mm on PCB

ORDERING INFORMATION					
PART NO.	PART NO. SUFFIX	PACKING CODE	PACKING CODE SUFFIX	PACKAGE	PACKING
2MxxxZ (Note 1)	H	A0	G	DO-15	1,500 / Ammo box
		R0		DO-15	3,500 / 13" Paper reel
		B0		DO-15	1,000 / Bulk packing

Note 1: "xxx" defines voltage from 6.8V (2M6.8Z) to 200V (2M200Z)

EXAMPLE					
PREFERRED PART NO.	PART NO.	PART NO. SUFFIX	PACKING CODE	PACKING CODE SUFFIX	DESCRIPTION
2M6.8ZHA0G	2M6.8Z	H	A0	G	AEC-Q101 qualified Green compound

**RATINGS AND CHARACTERISTICS CURVES**

 (T<sub>A</sub>=25°C unless otherwise noted)

Device (Notes 1)	Nominal Zener Voltage (Notes 2)	Test Current	Maximum Zener Impedance (Notes 3)			Leakage Current		Maximum Zener Current
	V <sub>Z</sub> @ I <sub>ZT</sub>	I <sub>ZT</sub>	Z <sub>ZT</sub> @ I <sub>ZT</sub>	Z <sub>ZK</sub> @ I <sub>ZK</sub>	I <sub>ZK</sub>	I <sub>R</sub> @ V <sub>R</sub>		I <sub>ZM</sub>
	V	mA	Ω	Ω	mA	μA	V	mA
2M6.8Z	6.8	100	1.5	200	1.00	1000	5.5	246
2M11Z	11	45.5	4.0	700	0.25	1.0	8.4	166
2M12Z	12	41.5	4.5	700	0.25	1.0	9.1	152
2M13Z	13	38.5	5.0	700	0.25	0.5	9.9	138
2M14Z	14	35.7	5.5	700	0.25	0.5	10.6	130
2M15Z	15	33.4	7.0	700	0.25	0.5	11.4	122
2M16Z	16	31.2	8.0	700	0.25	0.5	12.2	114
2M17Z	17	29.4	9.0	750	0.25	0.5	13.0	107
2M18Z	18	27.8	10	750	0.25	0.5	13.7	100
2M19Z	19	26.3	11	750	0.25	0.5	14.4	95
2M20Z	20	25.0	11	750	0.25	0.5	15.2	90
2M22Z	22	22.8	12	750	0.25	0.5	16.7	82
2M24Z	24	20.8	13	750	0.25	0.5	18.2	76
2M27Z	27	18.5	18	750	0.25	0.5	20.6	68
2M30Z	30	16.6	20	1000	0.25	0.5	22.8	60
2M33Z	33	15.1	23	1000	0.25	0.5	25.1	55
2M36Z	36	13.9	25	1000	0.25	0.5	27.4	50
2M39Z	39	12.8	30	1000	0.25	0.5	29.7	47
2M43Z	43	11.6	35	1500	0.25	0.5	32.7	43
2M47Z	47	10.6	40	1500	0.25	0.5	35.8	39
2M51Z	51	9.8	48	1500	0.25	0.5	38.8	36
2M56Z	56	9.0	55	2000	0.25	0.5	42.6	32
2M62Z	62	8.1	60	2000	0.25	0.5	47.1	29
2M68Z	68	7.4	75	2000	0.25	0.5	51.7	27
2M75Z	75	6.7	90	2000	0.25	0.5	56.0	24
2M82Z	82	6.1	100	3000	0.25	0.5	62.2	22
2M91Z	91	5.5	125	3000	0.25	0.5	69.2	20
2M100Z	100	5.0	175	3000	0.25	0.5	76.0	18
2M110Z	110	4.5	250	4000	0.25	0.5	83.6	17
2M120Z	120	4.2	325	4500	0.25	0.5	91.2	15
2M130Z	130	3.8	400	5000	0.25	0.5	98.8	14
2M140Z	140	3.6	500	5500	0.25	0.5	106.4	13
2M150Z	150	3.3	575	6000	0.25	0.5	114.0	12
2M160Z	160	3.1	650	6500	0.25	0.5	121.6	11
2M170Z	170	2.9	675	7000	0.25	0.5	130.4	11
2M180Z	180	2.8	725	7000	0.25	0.5	136.8	10
2M190Z	190	2.6	825	8000	0.25	0.5	144.8	10
2M200Z	200	2.5	900	8000	0.25	0.5	152.0	9

**Notes:**

1. TOLERANCES - Standard Voltage tolerance = ±5%, tolerances may be considered as a special device
2. ZENER VOLTAGE(V<sub>Z</sub>) MEASUREMENT - Zener voltage guaranteed when measured at 0.375"(9.5mm) from the body under 40ms ±10ms current pulse and ambient temperature of 25°C
3. ZENER IMPEDANCE (Z<sub>Z</sub>) DERIVATION - The zener impedance is derived from 60 cycles AC voltage, which results when an current having an rms value equal to 10% of the DC zener current (I<sub>ZT</sub> or I<sub>ZK</sub>) is superimposed on I<sub>ZT</sub> or I<sub>ZK</sub>
4. MAXIMUM ZENER CURRENT (I<sub>ZM</sub>) NON-REPETITIVE - The rating listed in the electrical characteristics table is maximum peak non - repetitive reverse surge current of 1/2 sine wave of 1/120 second duration or equivalent square wave, superimposed on the test current I<sub>ZT</sub>, per JEDEC standard.

FIG. 1- TYPICAL THERMAL RESPONSE

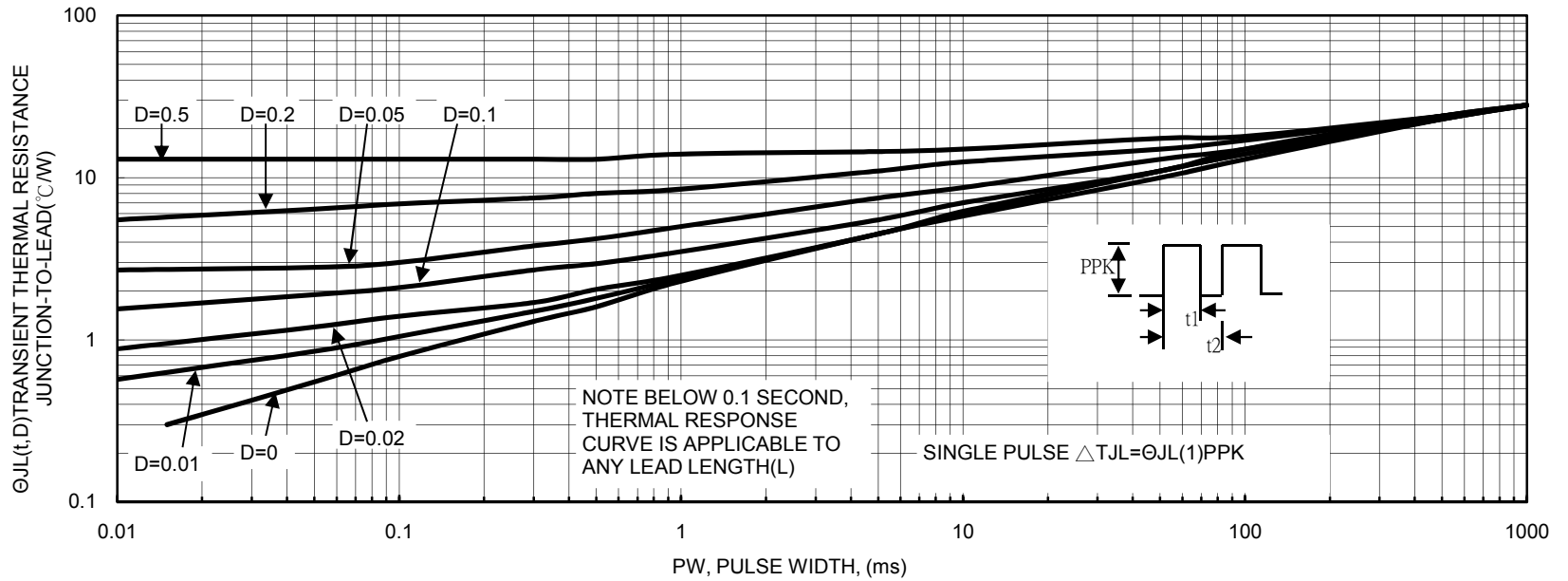


FIG. 2- MAXIMUM SURGE POWER

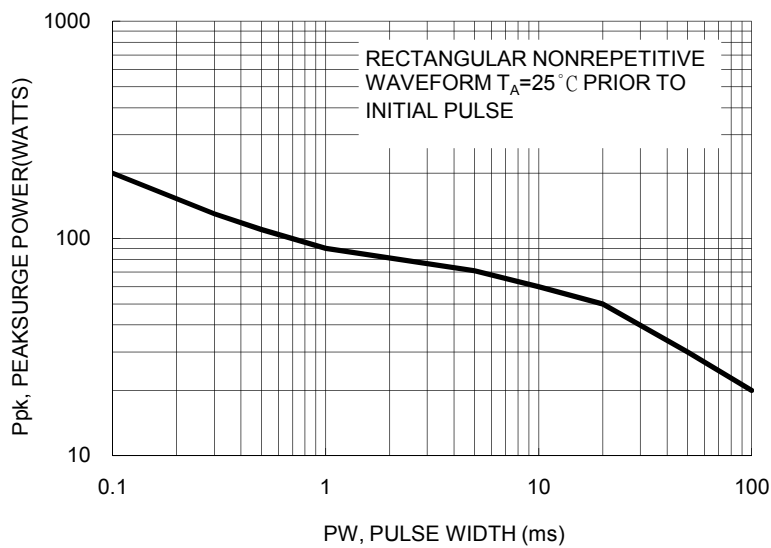


FIG. 3- TYPICAL REVERSE LEAKAGE

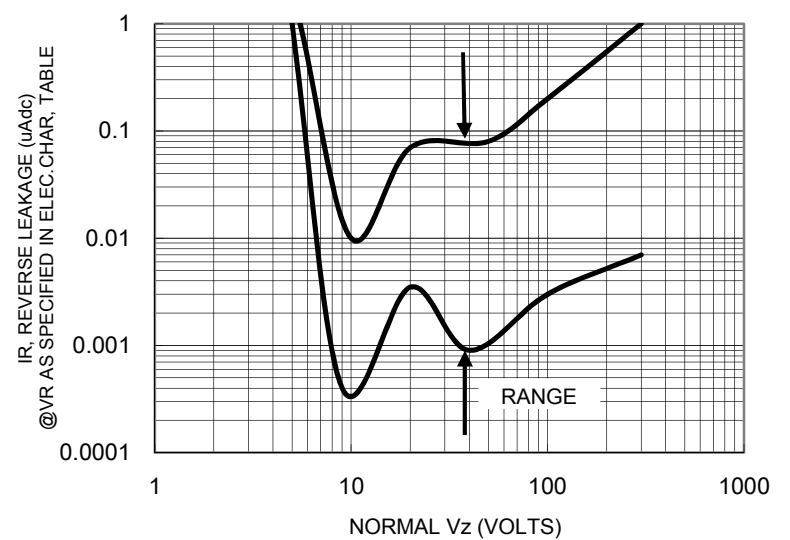


FIG.4- UNIT 6.8 - 12 VOLTS

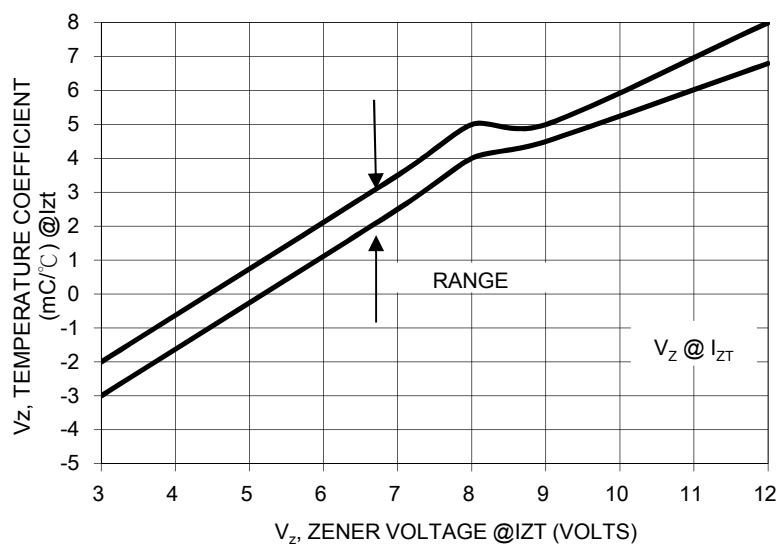


FIG.5 UNIT 13 - 200 VOLTS

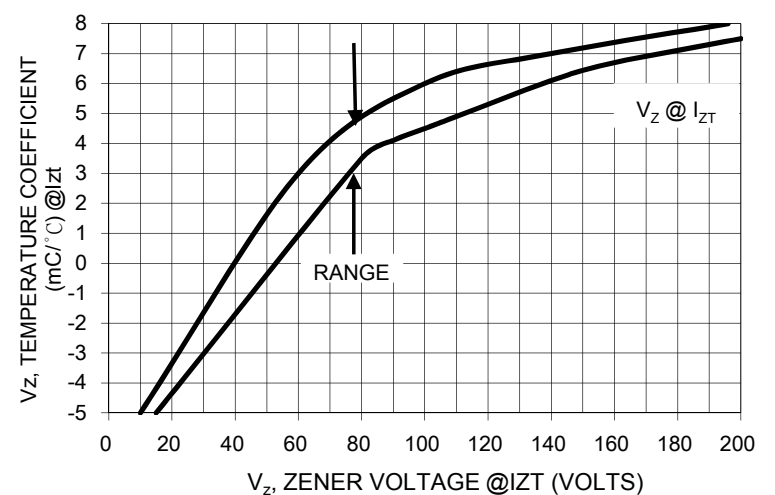


FIG. 6-  $V_z = 6.8 - 10$  VOLTS

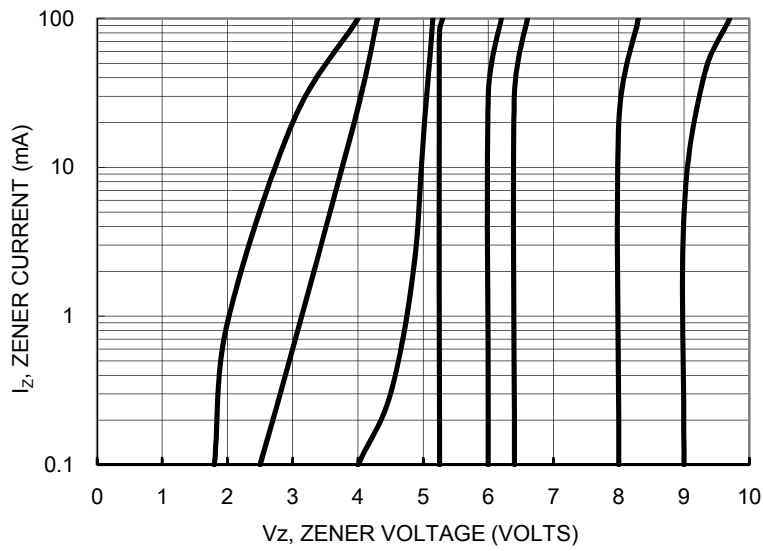


FIG. 7-  $V_z = 11 - 91$  VOLTS

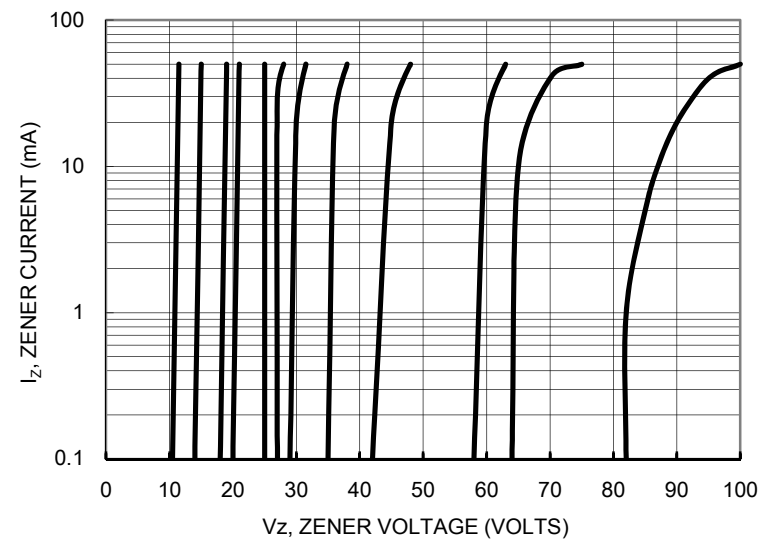


FIG. 8-  $V_z = 100 - 200$  VOLTS

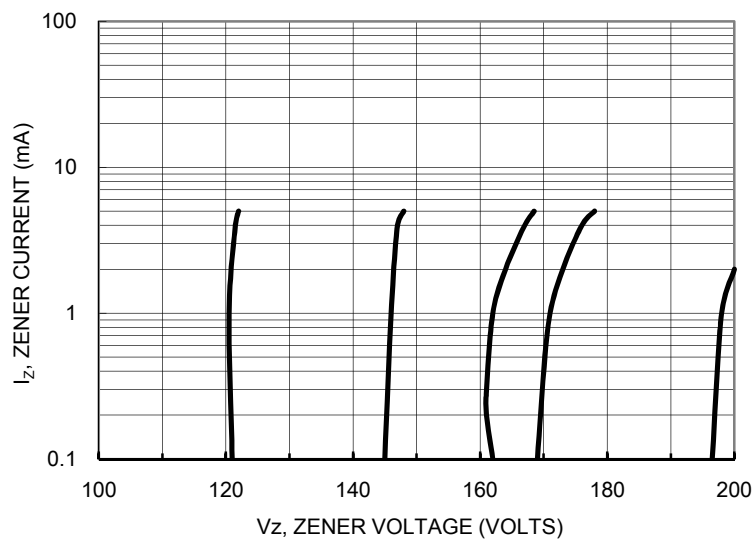
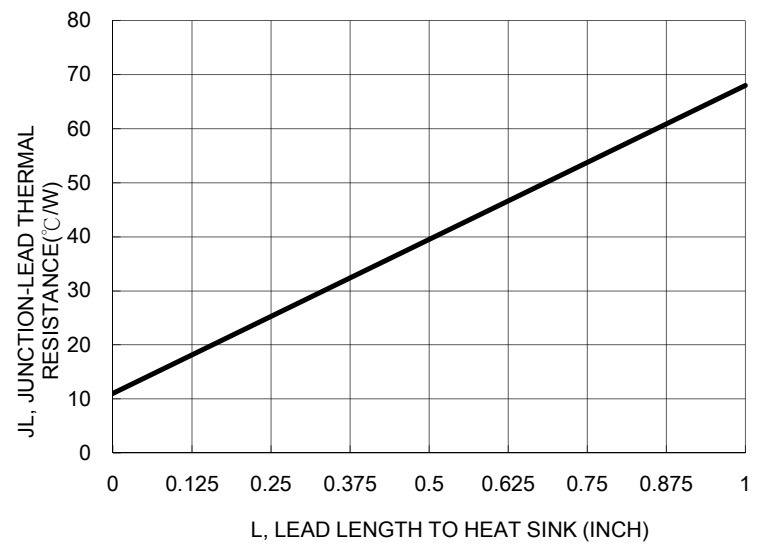
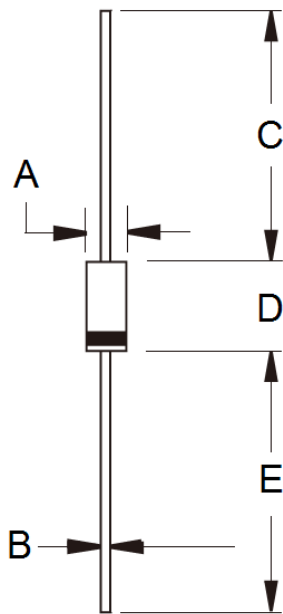


FIG. 9- TYPICAL THERMAL RESISTANCE



PACKAGE OUTLINE DIMENSIONS

DO-204AC (DO-15)



DIM.	Unit (mm)		Unit (inch)	
	Min	Max	Min	Max
A	2.60	3.60	0.102	0.142
B	0.70	0.90	0.028	0.035
C	25.40	-	1.000	-
D	5.80	7.60	0.228	0.299
E	25.40	-	1.000	-

MARKING DIAGRAM



- P/N =
G =
YWW =
F =

Specific Device Code  
Green Compound  
Date Code  
Factory Code

## Notice

Specifications of the products displayed herein are subject to change without notice. TSC or anyone on its behalf, assumes no responsibility or liability for any errors or inaccuracies.

Information contained herein is intended to provide a product description only. No license, express or implied, to any intellectual property rights is granted by this document. Except as provided in TSC's terms and conditions of sale for such products, TSC assumes no liability whatsoever, and disclaims any express or implied warranty, relating to sale and/or use of TSC products including liability or warranties relating to fitness for a particular purpose, merchantability, or infringement of any patent, copyright, or other intellectual property right.

The products shown herein are not designed for use in medical, life-saving, or life-sustaining applications. Customers using or selling these products for use in such applications do so at their own risk and agree to fully indemnify TSC for any damages resulting from such improper use or sale.