

FPCAP Functional Polymer Aluminum Solid Electrolytic Capacitors

R5 series

Features

By using Functional Polymer cathode, Frequency & Temp. characteristics are greatly improved.

- Low ESR at a high frequency range.
- High ripple current capability.
- Long life and high reliability.

Applications

- Switching Power Supply and DC/DC Converter.
- Back up Power Supplies of CPU (VRM etc.)
- Miniature high Power Supply.

Environmental Correspondence

- Corresponding to Lead-free, RoHS compliance and Halogen-free.
- The Lead-free of terminal plating (Sn)

Specifications

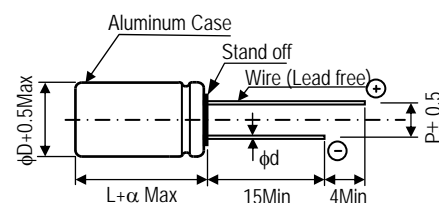
Items		Characteristics
		R5
Operating Temp. Range		- 55 to + 105°C
Rated Voltage Range		2.5 to 6.3V-DC
Capacitance Range		390 to 1500μF
Capacitance Tolerance		± 20% (M)
Endurance	Condition	105°C 2000Hrs at rated voltage
	Capacitance	Within ± 20% of the value before test
	Leakage Current	Not to exceed the value specified
	tan δ	Not to exceed 150% of the value specified
Failure Rate		0.1% / 1000Hrs. Max (60%CL)

Size List

[φD×L]

R.V (S.V.) [V]	2.5 (2.8)	4.0 (4.6)	6.3 (7.2)
Cap. [μF]			
390			8×11.5
470			8×11.5
560	8×11.5	8×11.5	
680	8×11.5		10×12.5
820	8×11.5	10×12.5	10×12.5
1000	8×11.5		
1200		10×12.5	
1500	10×12.5		

Dimensions



[Unit : mm]

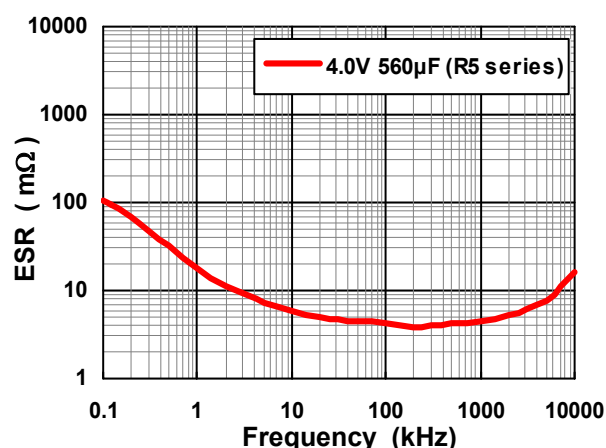
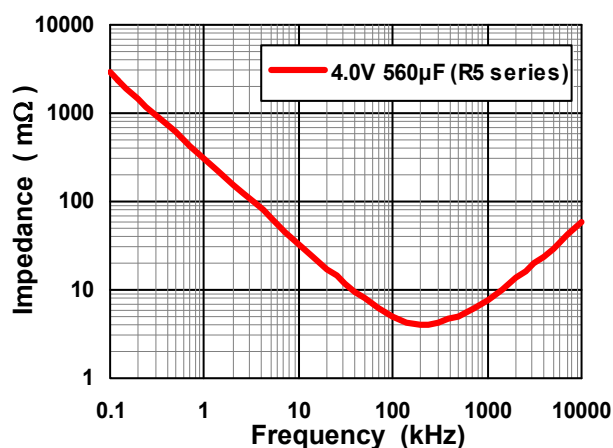
φD×L	φd	P	α
8×11.5	0.6	3.5	1.5
10×12.5	0.6	5.0	1.5

Part number & Specifications

Rated Voltage (V)	Rated Capacitance (μ F, 120Hz)	Part Number		Leakage Current * (μ A, 2 min)	tan δ (120Hz)	ESR (m Ω , 100kHz)	Rated Ripple Current (mA, r.m.s.)	Case Size ϕ D \times L(mm)
		NICHICON	FPCAP					
2.5	560	RR50E561MDN1□□	FP-2R5RE561M-R5□□	350	0.15	5	6630	8 \times 11.5
	680	RR50E681MDN1□□	FP-2R5RE681M-R5□□	425	0.15	5	6630	8 \times 11.5
	820	RR50E821MDN1□□	FP-2R5RE821M-R5□□	513	0.15	5	6630	8 \times 11.5
	1000	RR50E102MDN1□□	FP-2R5RE102M-R5□□	625	0.15	5	6630	8 \times 11.5
	1500	RR50E152MDN1□□	FP-2R5RE152M-R5□□	938	0.15	5	7220	10 \times 12.5
4.0	560	RR50G561MDN1□□	FP-4R0RE561M-R5□□	560	0.15	5	6630	8 \times 11.5
	820	RR50G821MDN1□□	FP-4R0RE821M-R5□□	820	0.15	5	7220	10 \times 12.5
	1200	RR50G122MDN1□□	FP-4R0RE122M-R5□□	1200	0.15	5	7220	10 \times 12.5
6.3	390	RR50J391MDN1□□	FP-6R3RE391M-R5□□	614	0.15	5	6630	8 \times 11.5
	470	RR50J471MDN1□□	FP-6R3RE471M-R5□□	592	0.15	5	6630	8 \times 11.5
	680	RR50J681MDN1□□	FP-6R3RE681M-R5□□	1071	0.15	5	7220	10 \times 12.5
	820	RR50J821MDN1□□	FP-6R3RE821M-R5□□	1292	0.15	5	7220	10 \times 12.5

* In case of some doubt about measured values, measure after applying rated voltage for 120 minutes at 105°C.

Frequency Characteristics



Part Number (EX) 4V, 560 μ F

Nichicon P/N

R	R5	0G	561	M	DN	1	
Type	Series Name	Rated Voltage	Rated Capacitance	Capacitance Tolerance	Configuration	Control Code	Lead Forming

CG: Cut lead (Bulk)
KX: ϕ 8, 3.5mm pitch taping
PX: ϕ 8, 5.0mm pitch taping
PH: ϕ 10, 5.0mm pitch taping

FPCAP P/N

FP	4R0	RE	561	M	R5	R	
Commodity Mark	Rated Voltage	Classification	Rated Capacitance	Capacitance Tolerance	Series Name	Lead Forming	Control Code

R: Long lead (Bulk)
CG: Cut lead (Bulk)
K : ϕ 8, 3.5mm pitch taping
P : ϕ 8, 5.0mm pitch taping
PH: ϕ 10, 5.0mm pitch taping