


Medium Power Film Capacitors



FB (RoHS Compliant)



PACKAGING MATERIAL

Self-extinguishing plastic case (V0 = in accordance with UL 94) filled thermosetting resin.

Self-extinguishing thermosetting resin (V0 = in accordance with UL 94; I3F2 = in accordance with NF F 16-101).

STANDARDS

- IEC 61071-1, IEC 61071-2: Power electronic capacitors
- IEC 60384-16: Fixed metallized polypropylene film dielectric DC capacitors
- IEC 60384-16-1: Fixed metallized polypropylene film dielectric DC capacitors
Assessment level E
- IEC 60384-17: Fixed metallized polypropylene film dielectric AC and pulse capacitors
- IEC 60384-17-1: Fixed metallized polypropylene film dielectric AC and pulse capacitors
Assessment level E

The FB series uses a non-impregnated metallized polypropylene dielectric specially treated to have a very high dielectric strength in operating conditions up to 100°C.

The FB has been designed for printed circuit board mounting. FB series performance characteristics make them a viable alternative to aluminum electrolytic technology due to much lower ESR and much higher surge voltage capability (dv/dt).

APPLICATIONS

The FB capacitor is particularly designed for DC filtering, low reactive power.

HOT SPOT CALCULATION

See *Hot Spot Temperature*, page 3.

$$\theta_{\text{hot spot}} = \theta_{\text{ambient}} + (P_d + P_t) \times R_{th}$$

with P_d (Dielectric losses) = $Q \times \tan \delta_0$

$$Q \times \tan \delta_0 \Rightarrow \left[\frac{1}{2} \times C_n \times (V_{\text{peak to peak}})^2 \times f \right] \times \tan \delta_0$$

$\tan \delta_0$ (tan delta)

For polypropylene, $\tan \delta_0 = 2 \times 10^{-4}$ for frequencies up to 1MHz and is independent of temperatures.

$$P_t \text{ (Thermal losses)} = R_s \times (I_{rms})^2$$

where C_n in Farad I_{rms} in Ampere f in Hertz
 V_n in Volt R_s in Ohm θ in °C
 R_{th} in °C/W

OPERATING TEMPERATURE RANGE

Operating temperature range: -40°C to +100°C

LIFETIME EXPECTANCY

One unique feature of this technology (versus aluminum electrolytics) is how the capacitor reacts at the end of its lifetime.

Unlike aluminum electrolytic, film capacitors do not have a catastrophic failure mode. Film capacitors simply experience a parametric loss of capacitance of about 2% of initial value, with no risk of a short circuit.

The capacitor continues to be functional even after this 2% decrease.

Medium Power Film Capacitors

FB (RoHS Compliant)



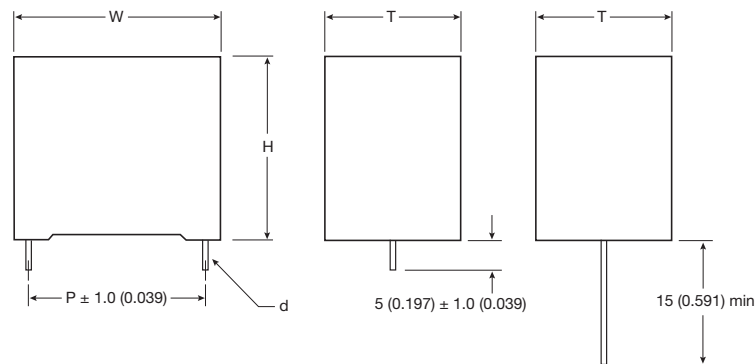
DC FILTERING

HOW TO ORDER

FB	27	A	6	K	0335	K	L
Series FB	Pitch 27 37 52	Case A H B J C K D L E M S N F P	Dielectric 6 = Polypropylene	Voltage I = 450V J = 550V A = 700V B = 800V C = 900V K = 1000V L = 1100V P = 1200V	Cap µF Code	Tolerance J = ±5% K = ±10% M = ±20%	Lead Length L = 15mm



DIMENSIONS: millimeters (inches)



millimeters (inches)

Case Size	W	H	T	P	d
A	32.0 (1.260)	20.0 (0.787)	11.0 (0.433)	27.5 (1.083)	0.80 (0.031)
B	32.0 (1.260)	22.0 (0.866)	13.0 (0.512)	27.5 (1.083)	1.00 (0.039)
C	32.0 (1.260)	24.5 (0.965)	15.0 (0.591)	27.5 (1.083)	1.00 (0.039)
D	32.0 (1.260)	25.0 (0.984)	16.0 (0.630)	27.5 (1.083)	1.20 (0.047)
E	32.0 (1.260)	28.0 (1.102)	14.0 (0.551)	27.5 (1.083)	1.20 (0.047)
S	32.0 (1.260)	28.0 (1.102)	18.0 (0.709)	27.5 (1.083)	0.80 (0.031)
F	32.0 (1.260)	33.0 (1.299)	18.0 (0.709)	27.5 (1.083)	1.20 (0.047)
G	32.0 (1.260)	37.0 (1.457)	22.0 (0.866)	27.5 (1.083)	1.20 (0.047)
H	42.5 (1.673)	33.5 (1.319)	22.0 (0.866)	37.5 (1.476)	1.20 (0.047)
J	42.5 (1.673)	37.0 (1.457)	28.0 (1.102)	37.5 (1.476)	1.20 (0.047)
K	42.5 (1.673)	40.0 (1.575)	20.0 (0.787)	37.5 (1.476)	1.20 (0.047)
L	42.5 (1.673)	44.0 (1.732)	24.0 (0.945)	37.5 (1.476)	1.20 (0.047)
M	42.5 (1.673)	45.0 (1.772)	30.0 (1.181)	37.5 (1.476)	1.20 (0.047)
N	57.5 (2.264)	45.0 (1.772)	30.0 (1.181)	52.5 (2.067)	1.20 (0.047)
P	57.5 (2.264)	50.0 (1.969)	35.0 (1.378)	52.5 (2.067)	1.20 (0.047)

POLYPROPYLENE DIELECTRIC FOR INDUSTRIAL DC FILTERING

These capacitors have been designed primarily for high and medium power DC filtering applications.

ELECTRICAL CHARACTERISTICS – POLYPROPYLENE DIELECTRIC

Climatic category	40/100/56 (IEC 60068)
Test voltage between terminals @ 25°C	1.5 x V _n dc
Capacitance range C _n	0.68µF to 75µF
Tolerance on C _n	±5%, ±10%, ±20%
Rated DC voltage V _n dc	450 to 1200 V
Dielectric	Polypropylene
Insulation Resistance:	>3,000 MΩ.µF/C after 1 minute electrification @ 100 Vdc & 25°C
Lifetime (ΔC/C ≤ 5%):	100,000hrs @ Ur & 70°C



Medium Power Film Capacitors



FB (RoHS Compliant)

RATINGS AND PART NUMBER REFERENCE – POLYPROPYLENE DIELECTRIC

Cap (μF)	Rated Voltage (V)	AVX Part Number	Case Size	W ±0.50 (0.020)	H ±0.50 (0.020)	T ±0.50 (0.020)	P ±1.00 (0.039)	d ±0.05 (0.002)	dv/dt Volt/usec	I peak Amps	I rms Amps	ESR mOhms	Ls nH	Rth °C/W	Packaging Qty.
Voltage V _{dc} 450V Voltage Code: I															
10.0	450	FB27S6I0106°C	S	32.0 (1.260)	28.0 (1.102)	18.0 (0.709)	27.5 (1.083)	0.80 (0.031)	75.0	89.1	9.0	8.0	25.0	23.2	95
Voltage V _{dc} 550V Voltage Code: J															
3.3	550	FB27A6J0335°C	A	32.0 (1.260)	22.0 (0.866)	13.0 (0.512)	27.5 (1.083)	0.80 (0.031)	27.0	89.1	5.0	22.0	25.0	27.3	150
5.0	550	FB27B6J0505°C	B	32.0 (1.260)	22.0 (0.866)	13.0 (0.512)	27.5 (1.083)	0.80 (0.031)	27.0	135.0	6.0	16.5	25.0	25.3	130
6.8	550	FB27C6J0685°C	C	32.0 (1.260)	24.5 (0.965)	15.0 (0.591)	27.5 (1.083)	0.80 (0.031)	27.0	183.6	7.0	11.0	25.0	27.8	110
7.5	550	FB27E6J0755°C	E	32.0 (1.260)	28.0 (1.102)	14.0 (0.551)	27.5 (1.083)	0.80 (0.031)	27.0	202.5	8.0	10.0	25.0	23.4	110
10	550	FB27F6J0106°C	F	32.0 (1.260)	33.0 (1.299)	18.0 (0.709)	27.5 (1.083)	0.80 (0.031)	27.0	270.0	10.0	8.0	27.0	18.8	95
12	550	FB27F6J0126°C	F	32.0 (1.260)	33.0 (1.299)	18.0 (0.709)	27.5 (1.083)	0.80 (0.031)	27.0	324.0	11.0	7.0	27.0	17.7	95
15	550	FB27G6J0156°C	G	32.0 (1.260)	37.0 (1.457)	22.0 (0.866)	27.5 (1.083)	0.80 (0.031)	27.0	405.0	12.0	6.0	27.0	17.4	80
20	550	FB37K6J0206°C	K	42.5 (1.673)	40.0 (1.575)	20.0 (0.787)	37.5 (1.476)	1.00 (0.039)	19.0	380.0	11.5	7.0	30.0	16.2	56
25	550	FB37J6J0256°C	J	42.5 (1.673)	37.0 (1.457)	28.0 (1.102)	37.5 (1.476)	1.00 (0.039)	19.0	475.0	12.0	6.5	30.0	16.0	35
30	550	FB37J6J0306°C	J	42.5 (1.673)	37.0 (1.457)	28.0 (1.102)	37.5 (1.476)	1.00 (0.039)	19.0	570.0	13.5	6.0	30.0	13.7	35
35	550	FB37M6J0356°C	M	42.5 (1.673)	45.0 (1.772)	30.0 (1.181)	37.5 (1.476)	1.20 (0.047)	19.0	665.0	15.0	5.5	33.0	12.1	44
40	550	FB37M6J0406°C	M	42.5 (1.673)	45.0 (1.772)	30.0 (1.181)	37.5 (1.476)	1.20 (0.047)	19.0	760.0	15.0	5.5	33.0	12.1	44
50	550	FB52N6J0506°C	N	57.5 (2.264)	45.0 (1.772)	30.0 (1.181)	52.5 (2.067)	1.20 (0.047)	12.5	625.0	14.0	6.5	35.0	11.8	25
60	550	FB52N6J0606°C	N	57.5 (2.264)	45.0 (1.772)	30.0 (1.181)	52.5 (2.067)	1.20 (0.047)	12.5	750.0	15.0	6.0	35.0	11.1	25
75	550	FB52P6J0756°C	P	57.5 (2.264)	50.0 (1.969)	35.0 (1.378)	52.5 (2.067)	1.20 (0.047)	12.5	937.5	16.0	5.5	37.0	10.7	20
Voltage V _{dc} 700V Voltage Code: A															
2.5	700	FB27A6A0255°C	A	32.0 (1.260)	20.0 (0.787)	11.0 (0.433)	27.5 (1.083)	0.80 (0.031)	31.0	77.5	3.5	28.0	25.0	43.7	150
3.3	700	FB27B6A0335°C	B	32.0 (1.260)	22.0 (0.866)	13.0 (0.512)	27.5 (1.083)	0.80 (0.031)	31.0	102.3	4.5	22.0	25.0	33.7	130
4.7	700	FB27C6A0475°C	C	32.0 (1.260)	24.5 (0.965)	15.0 (0.591)	27.5 (1.083)	0.80 (0.031)	31.0	145.7	5.5	15.0	25.0	33.1	110
10	700	FB27F6A0106°C	F	32.0 (1.260)	33.0 (1.299)	18.0 (0.709)	27.5 (1.083)	0.80 (0.031)	31.0	310.0	10.0	7.0	27.0	21.4	95
12	700	FB27G6A0126°C	G	32.0 (1.260)	37.0 (1.457)	22.0 (0.866)	27.5 (1.083)	0.80 (0.031)	31.0	372.0	11.5	6.0	27.0	18.9	80
15	700	FB37H6A0156°C	H	42.5 (1.673)	33.5 (1.319)	22.0 (0.866)	37.5 (1.476)	1.00 (0.039)	21.0	315.0	9.0	9.0	30.0	20.9	49
20	700	FB37J6A0206°C	J	42.5 (1.673)	37.0 (1.457)	28.0 (1.102)	37.5 (1.476)	1.00 (0.039)	21.0	420.0	11.0	7.0	30.0	17.7	35
22	700	FB37L6A0226°C	L	42.5 (1.673)	44.0 (1.732)	24.0 (0.984)	37.5 (1.476)	1.00 (0.039)	21.0	462.0	13.0	6.0	30.0	14.8	42
25	700	FB37L6A0256°C	L	42.5 (1.673)	44.0 (1.732)	24.0 (0.984)	37.5 (1.476)	1.00 (0.039)	21.0	525.0	13.5	5.5	30.0	15.0	42
30	700	FB37M6A0306°C	M	42.5 (1.673)	45.0 (1.772)	30.0 (1.181)	37.5 (1.476)	1.20 (0.047)	21.0	630.0	16.0	4.5	33.0	13.0	44
40	700	FB52N6A0406°C	N	57.5 (2.264)	45.0 (1.772)	30.0 (1.181)	52.5 (2.067)	1.20 (0.047)	14.5	580.0	13.0	6.5	35.0	13.7	25
45	700	FB52N6A0456°C	N	57.5 (2.264)	45.0 (1.772)	30.0 (1.181)	52.5 (2.067)	1.20 (0.047)	14.5	652.5	14.5	6.0	35.0	11.9	25
50	700	FB52P6A0506°C	P	57.5 (2.264)	50.0 (1.969)	35.0 (1.378)	52.5 (2.067)	1.20 (0.047)	14.5	725.0	15.0	5.5	37.0	12.1	20
55	700	FB52P6A0556°C	P	57.5 (2.264)	50.0 (1.969)	35.0 (1.378)	52.5 (2.067)	1.20 (0.047)	14.5	797.5	17.0	5.0	37.0	10.4	20
60	700	FB52P6A0606°C	P	57.5 (2.264)	50.0 (1.969)	35.0 (1.378)	52.5 (2.067)	1.20 (0.047)	14.5	870.0	18.0	4.5	37.0	10.3	20
Voltage V _{dc} 800V Voltage Code: B															
2.2	800	FB27A6B0225°C	A	32.0 (1.260)	20.0 (0.787)	11.0 (0.433)	27.5 (1.083)	0.80 (0.031)	36.0	79.2	4.0	30.0	25.0	31.3	150
3.0	800	FB27C6B0305°C	C	32.0 (1.260)	24.5 (0.965)	15.0 (0.591)	27.5 (1.083)	0.80 (0.031)	36.0	108.0	4.5	21.0	25.0	35.3	110
4.0	800	FB27B6B0405°C	B	32.0 (1.260)	22.0 (0.866)	13.0 (0.512)	27.5 (1.083)	0.80 (0.031)	36.0	144.0	5.5	16.0	25.0	31.0	130
5.0	800	FB27D6B0505°C	D	32.0 (1.260)	25.0 (0.984)	16.0 (0.630)	27.5 (1.083)	0.80 (0.031)	36.0	180.0	7.0	13.0	25.0	23.5	100
6.8	800	FB27F6B0685°C	F	32.0 (1.260)	33.0 (1.299)	18.0 (0.709)	27.5 (1.083)	0.80 (0.031)	36.0	244.8	8.5	12.0	27.0	17.3	95
7.5	800	FB27F6B0755°C	F	32.0 (1.260)	33.0 (1.299)	18.0 (0.709)	27.5 (1.083)	0.80 (0.031)	36.0	270.0	9.5	11.0	27.0	15.1	95
10	800	FB27G6B0106°C	G	32.0 (1.260)	37.0 (1.457)	22.0 (0.866)	27.5 (1.083)	0.80 (0.031)	36.0	360.0	10.5	10.0	27.0	13.6	80
12	800	FB37H6B0126°C	H	42.5 (1.673)	33.5 (1.319)	22.0 (0.866)	37.5 (1.476)	1.00 (0.039)	24.0	288.0	8.5	11.0	30.0	18.9	49
15	800	FB37K6B0156°C	K	42.5 (1.673)	40.0 (1.575)	20.0 (0.787)	37.5 (1.476)	1.00 (0.039)	24.0	360.0	10.0	11.0	30.0	13.6	56
20	800	FB37L6B0206°C	L	42.5 (1.673)	44.0 (1.732)	24.0 (0.984)	37.5 (1.476)	1.00 (0.039)	24.0	480.0	13.0	6.0	30.0	14.8	42
22	800	FB37M6B0226°C	M	42.5 (1.673)	45.0 (1.772)	30.0 (1.181)	37.5 (1.476)	1.20 (0.047)	24.0	528.0	14.5	5.5	33.0	13.0	44
25	800	FB37M6B0256°C	M	42.5 (1.673)	45.0 (1.772)	30.0 (1.181)	37.5 (1.476)	1.20 (0.047)	24.0	600.0	15.5	5.0	33.0	12.5	44
30	800	FB52N6B0306°C	N	57.5 (2.264)	45.0 (1.772)	30.0 (1.181)	52.5 (2.067)	1.20 (0.047)	16.5	495.0	12.0	8.0	35.0	13.0	25
40	800	FB52P6B0406°C	P	57.5 (2.264)	50.0 (1.969)	35.0 (1.378)	52.5 (2.067)	1.20 (0.047)	16.5	660.0	14.5	6.0	37.0	11.9	20
47	800	FB52P6B0476°C	P	57.5 (2.264)	50.0 (1.969)	35.0 (1.378)	52.5 (2.067)	1.20 (0.047)	16.5	775.5	16.5	5.5	37.0	10.0	20
Voltage V _{dc} 900V Voltage Code: C															
2.2	900	FB27B6C0225°C	B	32.0 (1.260)	22.0 (0.866)	13.0 (0.512)	27.5 (1.083)	0.80 (0.031)	41.5	91.3	3.7	30.0	25.0	36.5	130
2.5	900	FB27B6C0255°C	B	32.0 (1.260)	22.0 (0.866)	13.0 (0.512)	27.5 (1.083)	0.80 (0.031)	41.5	103.8	4.3	26.0	25.0	31.2	130
3.0	900	FB27C6C0305°C	C	32.0 (1.260)	24.5 (0.965)	15.0 (0.591)	27.5 (1.083)	0.80 (0.031)	41.5	124.5	5.0	21.0	25.0	28.6	110
3.3	900	FB27E6C0335°C	E	32.0 (1.260)	28.0 (1.102)	14.0 (0.551)	27.5 (1.083)	0.80 (0.031)	41.5	137.0	5.0	20.0	25.0	30.0	110
7.5	900	FB27G6C0755°C	G	32.0 (1.260)	37.0 (1.457)	22.0 (0.866)	27.5 (1.083)	0.80 (0.031)	41.5	311.3	9.5	15.0	27.0	11.1	80
10	900	FB37H6C0106°C	H	42.5 (1.673)	33.5 (1.319)	22.0 (0.866)	37.5 (1.476)	1.00 (0.039)	28.0	280.0	8.5	12.0	30.0	17.3	49
15	900	FB37L6C0156°C	L	42.5 (1.673)	44.0 (1.732)	24.0 (0.984)	37.5 (1.476)	1.00 (0.039)	28.0	420.0	11.0	8.0	30.0	15.5	42
20	900	FB37M6C0206°C	M	42.5 (1.673)	45.0 (1.772)	30.0 (1.181)	37.5 (1.476)	1.20 (0.047)	28.0	560.0	14.0	6.0	33.0	12.8	44
25	900	FB52N6C0256°C	N	57.5 (2.264)	45.0 (1.772)	30.0 (1.181)	52.5 (2.067)	1.20 (0.047)	18.5	462.5	11.0	10.0	35.0	12.4	25
35	900	FB52P6C0356°C	P	57.5 (2.264)	50.0 (1.969)	35.0 (1.378)	52.5 (2.067)	1.20 (0.047)	18.5	647.5	14.5	7.0	37.0	10.2	20

Dimensions in millimeters (inches)

* Insert K for 10% capacitance tolerance (standard d); J = +5% and M = +20% tolerances available on request.

Last character C denotes 5.00mm (0.197in) lead length (standard d). For L option (15mm (0.591in)) contact factory for availability.

Values outside this standard range may be available – please contact AVX for any special requirements.

AVX reserves the right to supply capacitors to a tighter capacitance tolerance or higher voltage rating, in the same case size.



Medium Power Film Capacitors



FB (RoHS Compliant)

DC FILTERING

Cap (μ F)	Rated Voltage (V)	AVX Part Number	Case Size	W ± 0.50 (0.020)	H ± 0.50 (0.020)	T ± 0.50 (0.020)	P ± 1.00 (0.039)	d ± 0.05 (0.002)	dv/dt Volt/usec	I peak Amps	I rms Amps	ESR mOhms	Ls nH	Rth $^{\circ}$ C/W	Packaging Qty.
Voltage V _{dc} 1000V Voltage Code: K															
1.5	1000	FB27A6K0155°C	A	32.0 (1.260)	20.0 (0.787)	11.0 (0.433)	27.5 (1.083)	0.80 (0.031)	47.0	70.5	4.5	42.3	25.0	17.5	150
2.0	1000	FB27B6K0205°C	B	32.0 (1.260)	22.0 (0.866)	13.0 (0.512)	27.5 (1.083)	0.80 (0.031)	47.0	94.0	5.5	38.5	25.0	12.9	130
2.5	1000	FB27C6K0255°C	C	32.0 (1.260)	24.5 (0.965)	15.0 (0.591)	27.5 (1.083)	0.80 (0.031)	47.0	117.5	6.0	22.6	25.0	18.4	110
3.0	1000	FB27E6K0305°C	E	32.0 (1.260)	28.0 (1.102)	14.0 (0.551)	27.5 (1.083)	0.80 (0.031)	47.0	141.0	7.0	18.4	25.0	16.6	110
4.7	1000	FB27F6K0475°C	F	32.0 (1.260)	33.0 (1.299)	18.0 (0.709)	27.5 (1.083)	0.80 (0.031)	47.0	220.9	9.0	16.1	27.0	11.5	95
5.0	1000	FB27F6K0505°C	F	32.0 (1.260)	33.0 (1.299)	18.0 (0.709)	27.5 (1.083)	0.80 (0.031)	47.0	235.0	9.0	15.0	27.0	12.3	95
6.8	1000	FB27G6K0685°C	G	32.0 (1.260)	37.0 (1.457)	22.0 (0.866)	27.5 (1.083)	0.80 (0.031)	47.0	319.6	11.0	14.0	27.0	8.9	80
7.5	1000	FB37H6K0755°C	H	42.5 (1.673)	33.5 (1.319)	22.0 (0.866)	37.5 (1.476)	1.00 (0.039)	31.0	232.5	10.0	14.0	30.0	10.7	49
9.0	1000	FB37K6K0905°C	K	42.5 (1.673)	40.0 (1.57)	20.0 (0.787)	37.5 (1.476)	1.00 (0.039)	31.0	279.0	11.0	13.4	30.0	9.3	56
10	1000	FB37K6K0106°C	K	42.5 (1.673)	40.0 (1.57)	20.0 (0.787)	37.5 (1.476)	1.00 (0.039)	31.0	310.0	11.0	12.8	30.0	9.7	56
12	1000	FB37L6K0126°C	L	42.5 (1.673)	44.0 (1.732)	24.0 (0.945)	37.5 (1.476)	1.00 (0.039)	31.0	372.0	12.0	9.4	30.0	11.1	42
15	1000	FB37M6K0156°C	M	42.5 (1.673)	45.0 (1.772)	30.0 (1.181)	37.5 (1.476)	1.20 (0.047)	31.0	465.0	14.0	8.0	33.0	9.6	44
22	1000	FB52N6K0226°C	N	57.5 (2.264)	45.0 (1.772)	30.0 (1.181)	52.5 (2.067)	1.20 (0.047)	21.0	462.0	13.0	7.5	35.0	11.8	25
30	1000	FB52P6K0306°C	P	57.5 (2.264)	50.0 (1.969)	35.0 (1.378)	52.5 (2.067)	1.20 (0.047)	21.0	630.0	14.0	7.0	37.0	10.9	20
Voltage V _{dc} 1100V Voltage Code: L															
1.2	1100	FB27A6L0125°C	A	32.0 (1.260)	20.0 (0.787)	11.0 (0.433)	27.5 (1.083)	0.80 (0.031)	70.0	84.0	3.4	40.5	25.0	33.0	150
1.5	1100	FB27B6L0155°C	B	32.0 (1.260)	22.0 (0.866)	13.0 (0.512)	27.5 (1.083)	0.80 (0.031)	70.0	105.0	3.8	34.3	25.0	31.1	130
2.0	1100	FB27C6L0205°C	C	32.0 (1.260)	24.5 (0.965)	15.0 (0.591)	27.5 (1.083)	0.80 (0.031)	70.0	140.0	4.5	23.0	25.0	32.2	110
2.2	1100	FB27C6L0225°C	C	32.0 (1.260)	24.5 (0.965)	15.0 (0.591)	27.5 (1.083)	0.80 (0.031)	70.0	154.0	4.9	21.6	25.0	28.7	110
2.5	1100	FB27E6L0255°C	E	32.0 (1.260)	28.0 (1.102)	14.0 (0.551)	27.5 (1.083)	0.80 (0.031)	70.0	175.0	5.3	19.3	25.0	28.3	110
3.3	1100	FB27F6L0335°C	F	32.0 (1.260)	33.0 (1.299)	18.0 (0.709)	27.5 (1.083)	0.80 (0.031)	70.0	231.0	6.8	14.0	27.0	23.2	95
4.0	1100	FB27F6L0405°C	F	32.0 (1.260)	33.0 (1.299)	18.0 (0.709)	27.5 (1.083)	0.80 (0.031)	70.0	280.0	8.0	11.5	27.0	20.4	95
4.7	1100	FB27G6L0475°C	G	32.0 (1.260)	37.0 (1.457)	22.0 (0.866)	27.5 (1.083)	0.80 (0.031)	70.0	329.0	8.6	10.0	27.0	20.3	80
6.8	1100	FB37H6L0685°C	H	42.5 (1.673)	33.5 (1.319)	22.0 (0.866)	37.5 (1.476)	1.00 (0.039)	45.0	306.0	11.0	14.0	30.0	8.9	49
7.5	1100	FB37H6L0755°C	H	42.5 (1.673)	33.5 (1.319)	22.0 (0.866)	37.5 (1.476)	1.00 (0.039)	45.0	337.5	11.5	12.0	30.0	9.5	49
10	1100	FB37L6L0106°C	L	42.5 (1.673)	44.0 (1.732)	24.0 (0.945)	37.5 (1.476)	1.00 (0.039)	45.0	450.0	14.0	9.0	30.0	8.5	42
12	1100	FB37M6L0126°C	M	42.5 (1.673)	45.0 (1.772)	30.0 (1.181)	37.5 (1.476)	1.20 (0.047)	45.0	540.0	15.5	7.5	33.0	8.3	44
20	1100	FB52N6L0206°C	N	57.5 (2.264)	45.0 (1.772)	30.0 (1.181)	52.5 (2.067)	1.20 (0.047)	23.0	460.0	14.0	9.0	35.0	8.5	25
22	1100	FB52P6L0226°C	P	57.5 (2.264)	50.0 (1.969)	35.0 (1.378)	52.5 (2.067)	1.20 (0.047)	23.0	506.0	15.5	8.0	38.0	7.8	20
25	1100	FB52P6L0256°C	P	57.5 (2.264)	50.0 (1.969)	35.0 (1.378)	52.5 (2.067)	1.20 (0.047)	23.0	575.0	16.0	7.0	38.0	8.4	20
Voltage V _{dc} 1200V Voltage Code: P															
0.68	1200	FB27A6P0684°C	A	32.0 (1.260)	20.0 (0.787)	11.0 (0.433)	27.5 (1.083)	0.80 (0.031)	80.0	54.4	2.2	65.4	25.0	47.4	150
1.0	1200	FB27B6P0105°C	B	32.0 (1.260)	22.0 (0.866)	13.0 (0.512)	27.5 (1.083)	0.80 (0.031)	80.0	80.0	3.0	43.0	25.0	38.8	130
1.5	1200	FB27C6P0155°C	C	32.0 (1.260)	24.5 (0.965)	15.0 (0.591)	27.5 (1.083)	0.80 (0.031)	80.0	120.0	4.0	32.3	25.0	29.1	110
2.0	1200	FB27F6P0205°C	F	32.0 (1.260)	33.0 (1.299)	18.0 (0.709)	27.5 (1.083)	0.80 (0.031)	80.0	160.0	5.0	21.5	27.0	27.9	95
2.2	1200	FB27F6P0225°C	F	32.0 (1.260)	33.0 (1.299)	18.0 (0.709)	27.5 (1.083)	0.80 (0.031)	80.0	176.0	5.5	19.8	27.0	25.1	95
2.5	1200	FB27F6P0255°C	F	32.0 (1.260)	33.0 (1.299)	18.0 (0.709)	27.5 (1.083)	0.80 (0.031)	80.0	200.0	5.8	18.0	27.0	24.8	95
3.0	1200	FB27F6P0305°C	F	32.0 (1.260)	33.0 (1.299)	18.0 (0.709)	27.5 (1.083)	0.80 (0.031)	80.0	240.0	6.5	14.5	27.0	24.5	95
3.3	1200	FB27G6P0335°C	G	32.0 (1.260)	37.0 (1.457)	22.0 (0.866)	27.5 (1.083)	0.80 (0.031)	80.0	264.0	7.2	13.0	27.0	22.3	80
4.0	1200	FB27G6P0405°C	G	32.0 (1.260)	37.0 (1.457)	22.0 (0.866)	27.5 (1.083)	0.80 (0.031)	80.0	320.0	8.0	11.0	27.0	21.3	80
4.7	1200	FB37H6P0475°C	H	42.5 (1.673)	33.5 (1.319)	22.0 (0.866)	37.5 (1.476)	1.00 (0.039)	55.0	258.5	6.3	20.0	30.0	18.9	49
5.0	1200	FB37H6P0505°C	H	42.5 (1.673)	33.5 (1.319)	22.0 (0.866)	37.5 (1.476)	1.00 (0.039)	55.0	275.0	6.5	17.0	30.0	20.9	49
6.8	1200	FB37L6P0685°C	L	42.5 (1.673)	44.0 (1.732)	24.0 (0.945)	37.5 (1.476)	1.00 (0.039)	55.0	374.0	8.0	14.3	30.0	16.4	42
7.5	1200	FB37L6P0755°C	L	42.5 (1.673)	44.0 (1.732)	24.0 (0.945)	37.5 (1.476)	1.00 (0.039)	55.0	412.5	8.8	11.3	30.0	17.2	42
10	1200	FB37M6P0106°C	M	42.5 (1.673)	45.0 (1.772)	30.0 (1.181)	37.5 (1.476)	1.20 (0.047)	55.0	550.0	11.0	8.5	33.0	14.6	44
12	1200	FB52N6P0126°C	N	57.5 (2.264)	45.0 (1.772)	30.0 (1.181)	52.5 (2.067)	1.20 (0.047)	35.0	420.0	9.0	14.0	35.0	13.2	25
15	1200	FB52N6P0156°C	N	57.5 (2.264)	45.0 (1.772)	30.0 (1.181)	52.5 (2.067)	1.20 (0.047)	35.0	525.0	10.0	11.0	35.0	13.6	25
20	1200	FB52P6P0206°C	P	57.5 (2.264)	50.0 (1.969)	35.0 (1.378)	52.5 (2.067)	1.20 (0.047)	35.0	700.0	13.0	8.5	38.0	10.4	20

Dimensions in millimeters (inches)

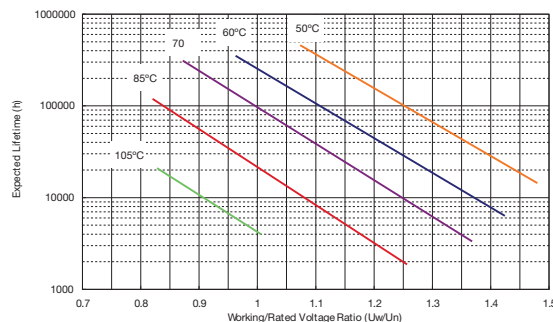
* Insert K for 10% capacitance tolerance (standard); J = +5% and M = +20% tolerances available on request.

Last character C denotes 5.00mm (0.197in) lead length (standard). For L option (15mm (0.591in)) contact factory for availability.

Values outside this standard range may be available – please contact AVX for any special requirements.

AVX reserves the right to supply capacitors to a tighter capacitance tolerance or higher voltage rating, in the same case size.

Typical Lifetime* Characteristics



*Lifetime is the number of operating hours required for the capacitor to lose 3% of its initial value.