

## FEATURES AND SPECIFICATIONS

**Features and Benefits**

- Stacking height: 3.0mm
- Sizes 20 to 80 circuits
- Locking feature provides secure mating
- High temperature housing
- Durable blade on beam contact interface
- Anti-flux design

**Reference Information**

Packaging: Embossed tape  
 Mates With: 52991  
 Designed In: Millimeters

**Electrical**

Voltage: 50V  
 Current: 0.5A  
 Contact Resistance: 50mΩ max.  
 Dielectric Withstanding Voltage: 500V AC  
 Insulation Resistance: 100 MΩ min.

**Physical**

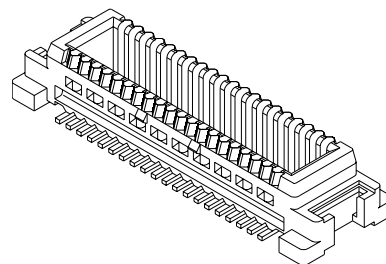
Housing: White glass-filled LCP plastic, UL 94V-0  
 Contact: Brass  
 Plating: Gold over Nickel  
 Operating Temperature: -40 to +105°C



# 0.50mm (.020") Pitch Board-to-Board Plug

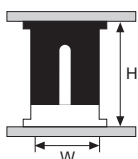
## 53748

## SMT, Dual Row Vertical Stacking

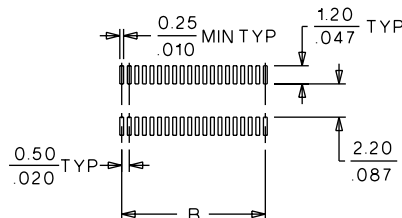
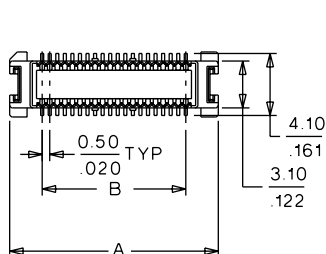
**Mating Dimensions**

53748 • 52991

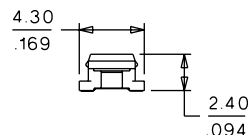
H=3.0mm W=5.4mm



## CATALOG DRAWING (FOR REFERENCE ONLY)



PCB LAYOUT: COMPONENT SIDE



## ORDERING INFORMATION AND DIMENSIONS

Circuits	Order No.		Dimension		Carrier Tape Width
	With Vacuum Pick-up Tape	Without Vacuum Pick-up Tape	A	B	
20	53748-0204	53748-0208	8.80 (.346)	4.50 (.177)	16.00 (.630)
30	53748-0304	53748-0308	11.30 (.170)	7.00 (.275)	24.00 (.945)
40	53748-0404	53748-0408	13.80 (.444)	9.50 (.374)	24.00 (.945)
50	53748-0504	53748-0508	16.30 (.641)	12.00 (.472)	32.00 (1.260)
60	53748-0604	53748-0608	18.80 (.740)	14.50 (.570)	32.00 (1.260)
70	53748-0704	53748-0708	21.30 (.838)	17.00 (.669)	44.00 (1.732)
80		53748-0808	23.80 (.937)	19.50 (.767)	44.00 (1.732)

Note: Contact Molex for embossed tape specifications

Note: Use only one connector per daughterboard in order to insure proper mating alignment