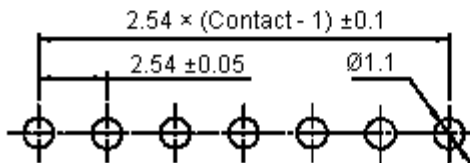
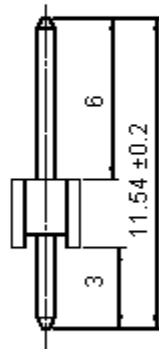
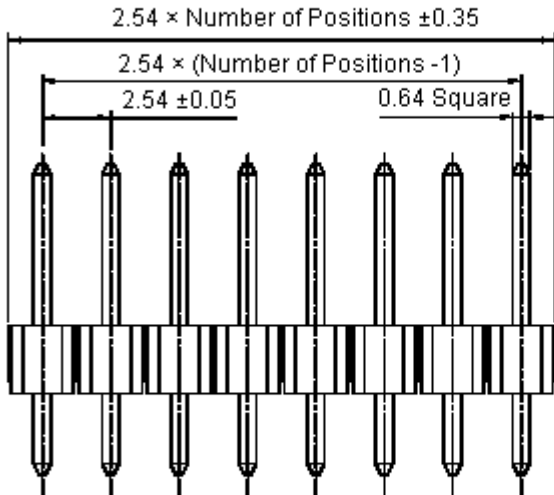


ECN #	REV	DESCRIPTION	DRAWN	DATE	CHECKD	DATE	APPRVD	DATE
-	A	RELEASED	SN	28/01/12	JAG	28/01/12	Farnell	13/02/12



PCB Layout

Dimensions : Millimetres

Specifications:

Current rating	: 3 A ac / dc
Voltage rating	: 250 V ac/dc
Maximum contact resistance	: 20 mΩ
Minimum insulation resistance	: 1,000 MΩ
Withstanding voltage	: 600 V ac for one minute
Operating temperature range	: -40°C to +105°C

Material and Finish:

Insulator	: High temperature plastic (PBT)
Insulator colour	: Black
Contact	: Copper alloy
Plated	: Gold plated

Part Number Layout

Description	Part Number
Header, 1 Row, Vert, 2 Ways	2211S-02G
Header, 1 Row, Vert, 3 Ways	2211S-03G
Header, 1 Row, Vert, 4 Ways	2211S-04G
Header, 1 Row, Vert, 5 Ways	2211S-05G
Header, 1 Row, Vert, 6 Ways	2211S-06G
Header, 1 Row, Vert, 8 Ways	2211S-08G
Header, 1 Row, Vert, 10 Ways	2211S-10G
Header, 1 Row, Vert, 12 Ways	MC34733
Header, 1 Row, Vert, 14 Ways	MC34735
Header, 1 Row, Vert, 18 Ways	MC34737
Header, 1 Row, Vert, 20 Ways	MC34739
Header, 1 Row, Vert, 22 Ways	MC34741
Header, 1 Row, Vert, 24 Ways	MC34743

www.element14.com
www.farnell.com
www.newark.com

Important Notice : This data sheet and its contents (the "Information") belong to the members of the Premier Farnell group of companies (the "Group") or are licensed to it. No licence is granted for the use of it other than for information purposes in connection with the products to which it relates. No licence of any intellectual property rights is granted. The Information is subject to change without notice and replaces all data sheets previously supplied. The Information supplied is believed to be accurate but the Group assumes no responsibility for its accuracy or completeness, any error in or omission from it or for any use made of it. Users of this data sheet should check for themselves the information and the suitability of the products for their purpose and not make any assumptions based on information included or omitted. Liability for loss or damage resulting from any reliance on the Information or use of it (including liability resulting from negligence or where the Group was aware of the possibility of such loss or damage arising) is excluded. This will not operate to limit or restrict the Group's liability for death or personal injury resulting from its negligence. Multicomp is the registered trademark of the Group. © Premier Farnell plc 2012.

TOLERANCES:

UNLESS OTHERWISE SPECIFIED, DIMENSIONS ARE FOR REFERENCE PURPOSES ONLY.

DRAWN BY:

SN

CHECKED BY:

JAG

APPROVED BY:

DATE:

28/01/12

DATE:

28/01/12

DATE:

13/02/12

DRAWING TITLE:

PCB Through Hole Header - Single Row Vertical

SIZE
A

DWG NO.

M10001608

ELECTRONIC FILE

75774_DWG

REV

A

SCALE: NTS

U.O.M.: mm (Inches)

SHEET: 1 OF 1