

# EMC Components

## ZJY Series


### Common Mode Choke Coils for Signal Line and DC Power Line DIP

#### FEATURES

- A common mode filter for distortion-free removal of noise from transmitted signals. Best common mode filter for transmission of high quality signals.
- Best filter for countering the common mode noise resulting from data signal processing by PCs, phone equipment, etc.
- Highly appropriate for IC board mounting due to DIP type structure.
- Due to a maximum current tolerance of 3A, can also be used to counter power line noise.

#### APPLICATIONS

Personal computers, telephones, LANs, ISDNs, digital PBXs, electronic games, CTVs, CD-ROM drives, 8mm video equipment, and other electronic devices.

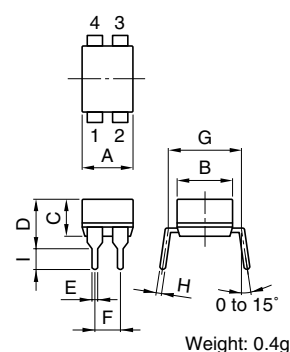


#### SHAPES AND DIMENSIONS

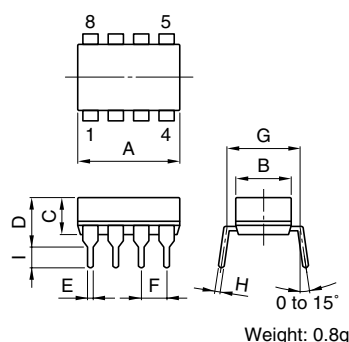
##### TRANSFER MOLD

ZJY51R5-2P, -2PB, -2PL

ZJY5103-2PL

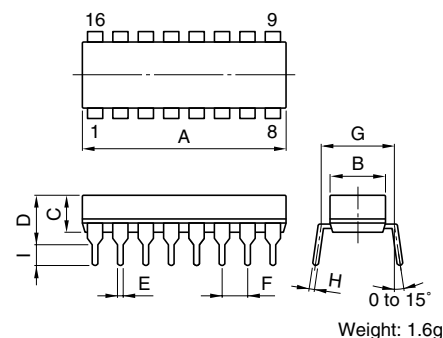


ZJY51R5-4P, -M4PA



##### PLASTIC CASE

ZJY51R5-8PA



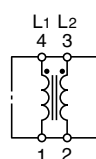
Dimensions in mm

Part No.	A max.	B max.	C max.	D max.	E	F±0.25	G	H	I
ZJY51R5-2P, -2PB, -2PL, 5103-2PL	5.5	6.86	4.57	5.84	0.5	2.54	7.62	0.25	2.54
ZJY51R5-4P, -M4PA	10.5	6.86	4.57	5.84	0.5	2.54	7.62	0.25	2.54
ZJY51R5-8PA	23.5	7	4.6	6.3	0.5	2.54	7.62	0.25	2.54

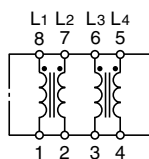
#### CIRCUIT DIAGRAMS

ZJY51R5-2P, -2PB, -2PL

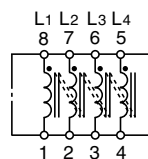
ZJY5103-2PL



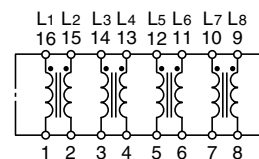
ZJY51R5-4P



ZJY51R5-M4PA



ZJY51R5-8PA



#### ELECTRICAL CHARACTERISTICS

Part No.	ZJY51R5-2P, -2PB*1, -2PL*2, -4P	ZJY5103-2PL	ZJY51R5-M4PA	ZJY51R5-8PA
Rated voltage Edc(V)	50	50	50	50
Rated current (A)	2	3	0.5	0.5
Test voltage Edc(V) [Between terminals for 5s]	125	125	125	125
Insulation resistance (MΩ)				
[Between terminals at DC.50V for 1min]	100min.	100min.	100min.	100min.
DC resistance (Ω) [Each line]	0.06max.	0.03max.	0.2max.	0.06max.
Operating temperature range (°C)	-25 to +85	-25 to +85	-25 to +85	-25 to +85
Impedance (Ω) [+5 to +35°C]	200min. [20 to 300MHz]	100min. [100 to 300MHz]	200min. [20 to 300MHz]	200min. [20 to 300MHz]

\*1 This type has improved low-range characteristics.

\*2 This type is wrapped separately (for communication lines).

# EMC Components

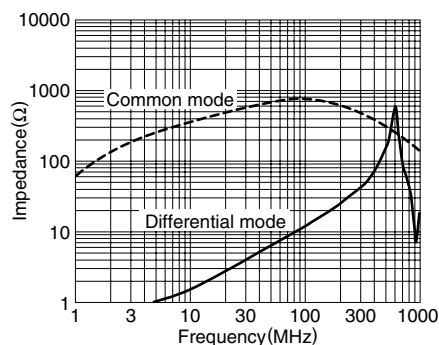
## ZJY Series

### Common Mode Choke Coils for Signal Line and DC Power Line DIP

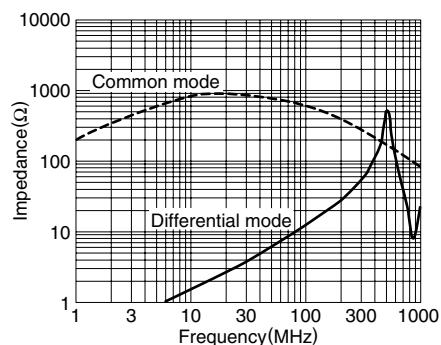
#### TYPICAL ELECTRICAL CHARACTERISTICS

##### IMPEDANCE CHARACTERISTICS (for 1 element)

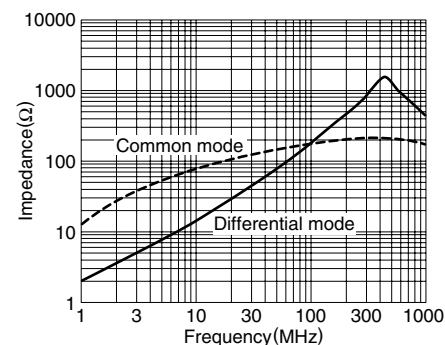
ZJY51R5-2P, -4P, -8PA



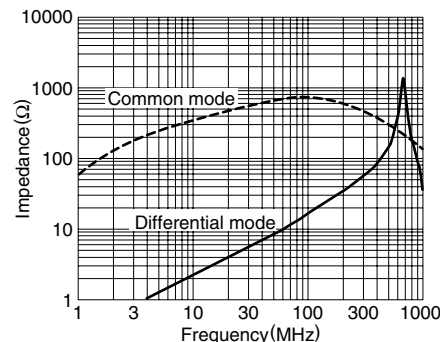
ZJY51R5-2PB



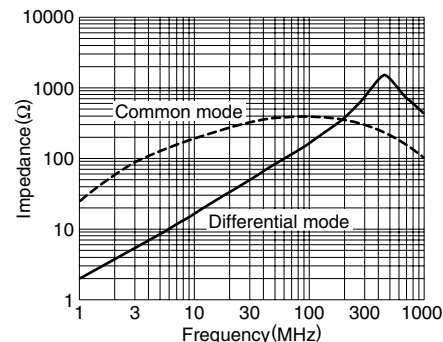
ZJY5103-2PL



ZJY51R5-M4PA

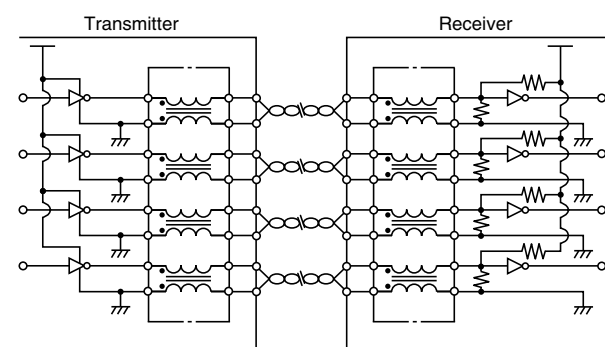


ZJY51R5-2PL

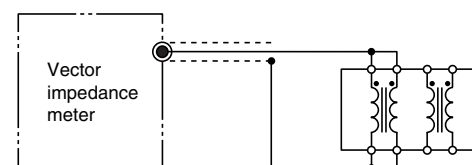


#### TYPICAL APPLICATION

An application example showing how radiation noise is prevented when transmitter and receiver are connected via twisted pair cabling.



#### MEASURING CIRCUIT



Vector impedance meter (YHP 4191A equivalent)  
Measuring at each Common mode choke coil

#### PACKAGING STYLE AND QUANTITIES

##### (Tube)

ZJY51R5-2P	80 pieces
ZJY51R5-2PB	80 pieces
ZJY51R5-2PL	80 pieces
ZJY5103-2PL	80 pieces
ZJY51R5-4P	40 pieces
ZJY51R5-M4PA	40 pieces
ZJY51R5-8PA	20 pieces