


## Series 850

PCB connectors 1.27 mm

Single row / double row

Surface mount






### Ultraminiature PCB pin connectors, surface mount

Grid spacing 1.27×1.27 mm



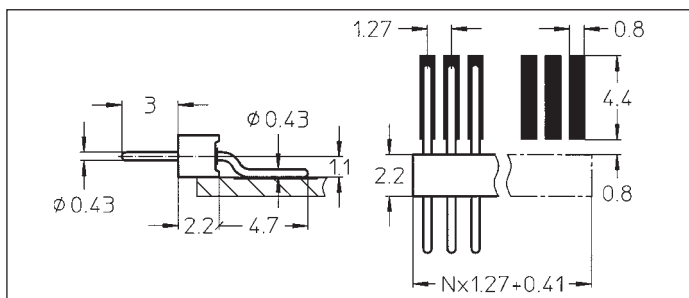
Pin connectors with screw-machined pin  $\varnothing 0.43$  mm

For corresponding connectors see pages 10, 11 and 12

Platings	Sleeve 	Clip 	Pin 
10 90			0.25 $\mu$ m Au 5 $\mu$ m Sn Pb

### Ordering information

Replace **xxx** with the number of poles, e.g. 852-10-**xxx**-30-001 for a double row version with 8 pins per row becomes:  
852-10-**016**-30-001

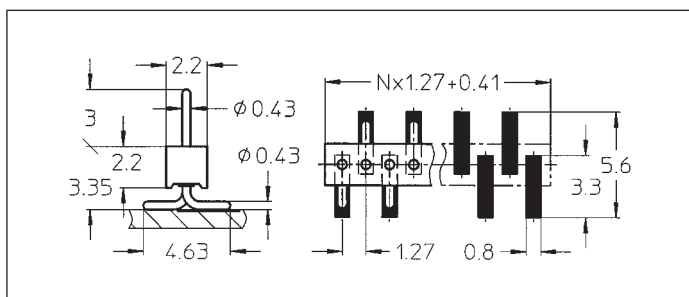


850-10-xxx-40-001

850-90-xxx-40-001

SMD pin connector: single row, parallel mount

Availability from: 1 to 50 contacts  
Standard number of contacts 25 and 50

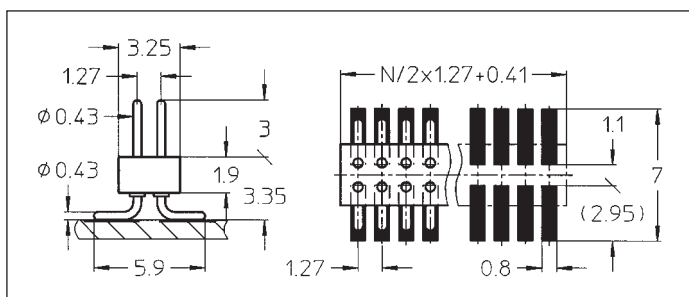


850-10-xxx-30-001

850-90-xxx-30-001

SMD pin connector: single and double row, perpendicular mount

Availability from: 3 to 50 contacts  
Standard number of contacts 25 and 50

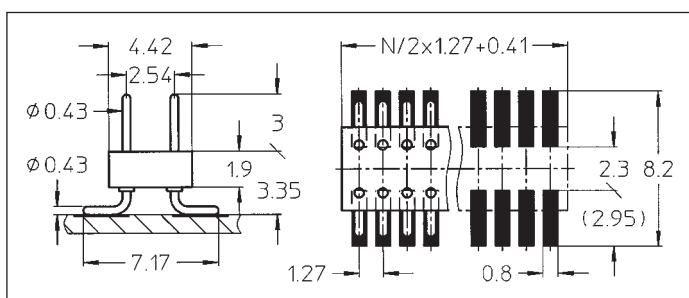


852-10-xxx-30-001

852-90-xxx-30-001

SMD pin connector: double row, perpendicular mount

Availability from: 4 to 100 contacts  
Standard number of contacts 50 and 100



852-10-xxx-30-002

852-90-xxx-30-002

SMD pin connector: double row with 2.54 mm row to row distance, perpendicular mount

Availability from: 4 to 100 contacts  
Standard number of contacts 100  
On request with positioning pins