


Coaxial two-core(TWT2)connectors

Overview

Coaxial two-core connectors are medium-sized, weather-resistant coaxial connectors of the screw coupling type, suitable for use with medium-sized coaxial two-core cables. They are interchangeable with products conforming to MIL standards (plug: UG-421B/U, receptacle: UG-422/U) and can be used for frequencies of up to 200MHz. They are suitable mainly for connections between computers and terminals.



Characteristic features

- (1) Most suitable for long- and medium-distance connections between computers and terminals, relay connections, and connections of VHF-band transmission equipment.
- (2) Most suitable for noise-proof transmission.
- (3) High-performance connectors that can be used for frequencies of up to 200MHz.
- (4) Interchangeable with products conforming to MIL standards.

MRF SERIES RF CO-AXIAL CONNECTORS

Materials, finish

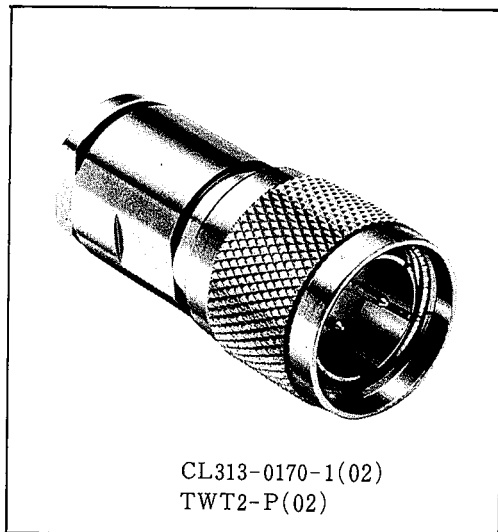
Part	Materials	Finish
Armor (shell)	Brass	Nickel plating
Center contact (male)	Brass	Silver plating + surface treatment
Center contact (female)	Beryllium copper	Silver plating + surface treatment
Insulation	Synthetic resin	
Rubber packing	Silicone rubber	

Performance characteristics

Items		Performance characteristics
Electrical characteristics	Insulation resistance	1000M Ω or higher when measured at 500V DC between the center contacts and between the center and outer contacts.
	Withstand voltage	1500V AC (rms) for 1 minute between the center contacts and between the center and outer contacts.
	Contact resistance	4m Ω or less at center contacts and at outer contacts.
	Characteristic impedance	95 Ω
Mechanical characteristics	Contact service life	After 1000 times insertions and withdrawals, the contact resistance must be 10m Ω or less at center contacts and at outer contacts.
	Holding force of center contact	100g or more
	Cable clamping force	10kg or more
Environmental characteristics	Temperature cycles	There must be no abnormalities when tested by Method 102A, MIL-STD-202E, under test condition D.
	Vibration resistance	There must be no abnormalities when tested by Method 210A, MIL-STD-202E.
	Impact resistance	There must be no abnormalities when tested by Method 213B, MIL-STD-202E, under test condition A.
	Humidity resistance (Temperature-humidity cycles)	There must be no abnormalities when tested by Method 106D, MIL-STD-202E.
	Corrosion resistance	There must be no abnormalities when tested by Method 101D, MIL-STD-202E, under test condition B.

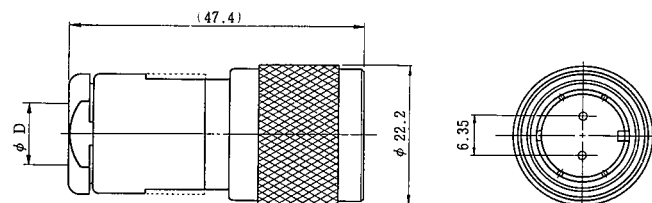
MRF SERIES RF CO-AXIAL CONNECTORS

1. Plugs



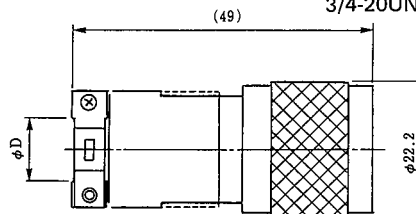
HRS No.	Part No.	Applicable cables	φD
CL313-0170-1(02)	TWT2-P(02)	Special two-core coaxial cables (manufactured by Sumitomo Electric Industries, Ltd.)	9.5
★ CL313-0193-7	TWT2-P-22/U	RG-22B/U	11.2
☆ CL313-0271-9-02	TWT2-P-6(02)	Two-core coaxial cable (φ6 ~ φ9)	9.5

- ★ Standard product.
- ☆ Center contact fixed type.




TWT 2 - P (02)

Screw dimensions
at fitting part
3/4-20UNEF-2B



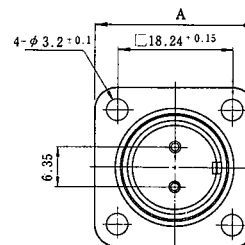
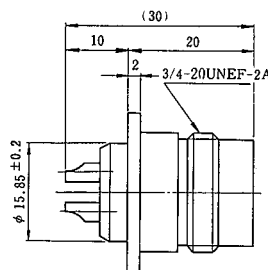
TWT 2 - P - 6

2. Receptacle



HRS No.	Part No.	A	Material
★ CL313-0171-4(01)	TWT2-R-1(01)	□25.4	Brass
★ CL313-0240-5	TWT2-R-1B	□23.4	Zinc die casting

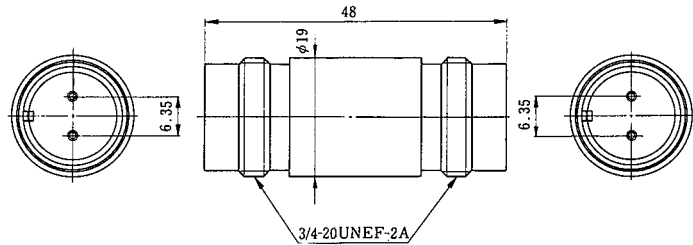
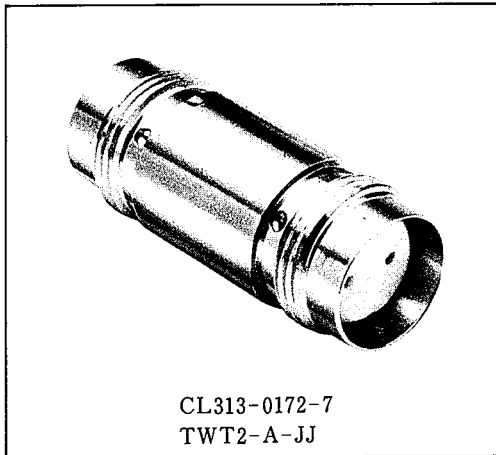
- ★ Standard product



- ★ Standard product

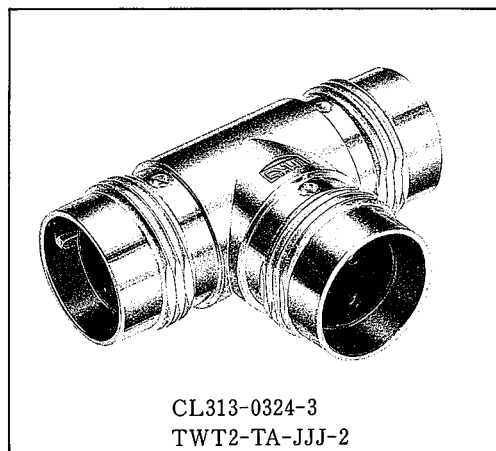
MRF SERIES RF CO-AXIAL CONNECTORS

3. Linear adapter

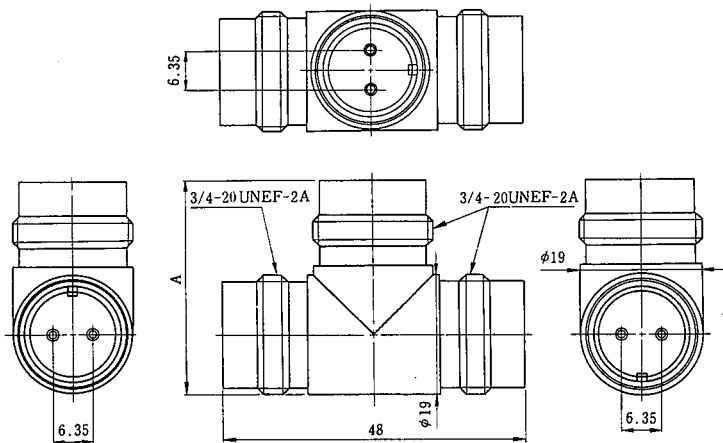


TWT 2-A-JJ

4. T-type adapter



HRS No.	Part No.	A	Materials
CL313-0324-3	TWT2-TA-JJJ-2	33.4	Zinc die casting



5. Cap

