



# 0.5mm and 1mm Pitch Connectors For FPC/FFC

## FH12 Series



### ■ Features

#### 1. Ease of Use and Space Savings

Only one finger or 6.9N (Newtons) of force is required to lock Hirose's rotational actuator (flip-lock) as compared to using 2 fingers and 39.2N to close a FFC/FPC connector from our competition.

The Flip-Lock design also allows customers to place 2 or more connectors side by side as there is no need to waste additional board space for a side latch.

#### 2. Strengthened Flip-lock Actuator

The standard Flip-Lock requires only 2.0mm height above the board. A strengthened lock lever is available which only requires an additional 0.4mm.

#### 3. Supports Thin FPC (0.18mm)

Hirose does not require double-sided FPC to have any additional strengthening plate or stiffener and can therefore support a thickness of as little as 0.18mm +/- 0.05.

#### 4. Hirose Ensures Reliability

Hirose's patented half tuning fork contacts maintain the required normal force without relying on the connector housing. With our competitor's conventional products the housing walls support the contact force, which does not provide for long-term reliability.

#### 5. Prevention of Solder Bridge

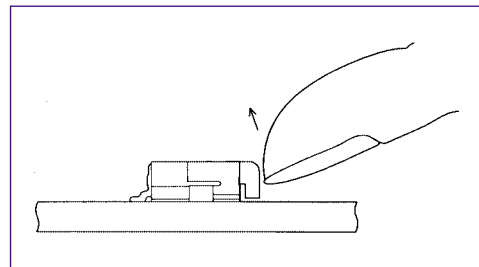
Excess solder cavity absorbs excessive solder and avoids solder bridging.

#### 6. Three different assembly types

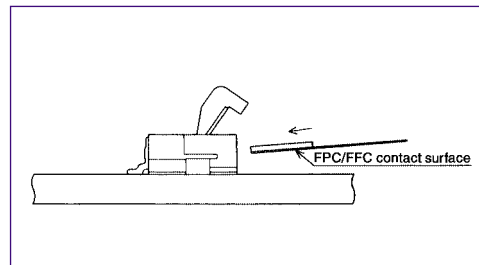
FH12 is offered in Top & Bottom Contact and Vertical Mount and offered in both a 0.5mm contact pitch as well as a 1.0mm contact pitch (bottom contact only).

### Rotating One-touch Mechanism

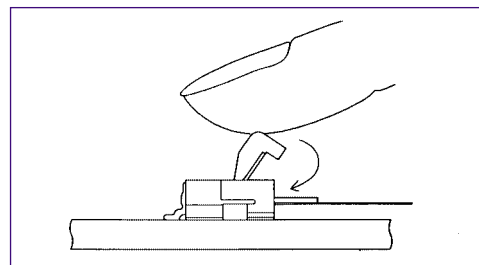
①



②



③



### ■ Applications

Notebook computers, printers, PDAs, digital cameras and other compact devices for interconnecting the main circuit board with the LCD, HDD or other device.

## ■Product Specifications

Rating	Current rating: 0.4A DC	Operating Temperature Range: -40 to +70°C (Note 1)	Storage Temperature Range: -10 to +50°C (Note 2)
	Voltage rating: 50V AC	Operating Humidity Range: Relative humidity, 90% max. (Not dewed)	Storage Humidity Range: Relative humidity, 90% max. (Not dewed)

Applicable FPC	t=0.3±0.05 Tin-lead plating(Note 3)	t=0.18 ± 0.05 for FH12F-*S-0.5SH
----------------	-------------------------------------	----------------------------------

Item	Specification	Conditions
1. Insulation resistance	500M ohms minimum	100V DC
2. Withstanding voltage	No flashover or insulation breakdown.	150V AC/1 minute
3. Contact resistance	50m ohms maximum	1mA
4. Durability (Insertion/withdrawal)	Contact resistance: 50m ohms maximum No damage, cracks, or parts dislocation.	20 cycles
5. Vibration	No electrical discontinuity of 1μs or more Contact resistance: 50m ohms maximum. No damage, cracks, or parts dislocation.	Frequency: 10 to 55 Hz, single amplitude of 0.75 mm, 2 hours in each of the 3 directions.
6. Shock	No electrical discontinuity of 1μs or more Contact resistance: 50m ohms maximum. No damage, cracks, or parts dislocation.	Acceleration of 490 m/s <sup>2</sup> , 11 ms duration, sine half-wave waveform, 3 cycles in each of the 3 axis.
7. Humidity(Steady state)	Contact resistance: 50m ohms maximum. Insulation resistance: 50M ohms minimum. No damage, cracks, or parts dislocation.	96 hours at temperature of 40°C and humidity of 90% to 95%
8. Temperature Cycle	Contact resistance: 50m ohms maximum. Insulation resistance: 50M ohms minimum. No damage, cracks, or parts dislocation.	5 cycles under conditions as follows; Temperature: -40°C → 15 to 35°C → 85°C → 15 to 35°C, Time: 30 → 5 max. → 30 → 5 max.(minutes)
9. Resistance to Soldering heat	No deformation of components affecting performance.	Reflow: At the recommended temperature profile Manual soldering: 350±5°C for 3 seconds

Note 1: Includes temperature rise caused by current flow.

Note 2: The term "storage" refers to products stored for long period of time prior to mounting and use. Operating Temperature Range and Humidity range covers nonconducting condition of installed connectors in storage, shipment or during transportation.

Note 3: When FPC is gold plated, the connector contacts should be also gold plated: Select the (05) specification.

## ■Material

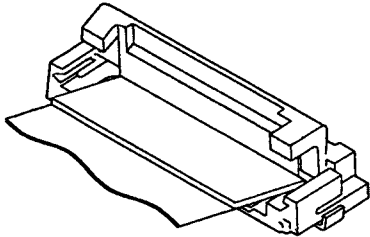
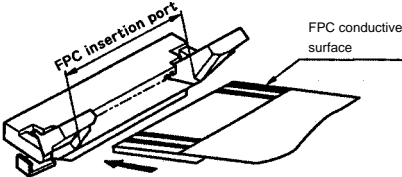
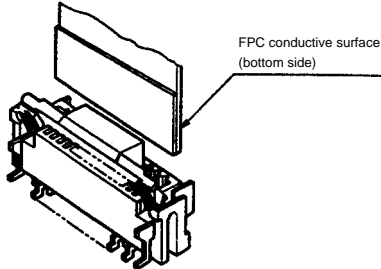
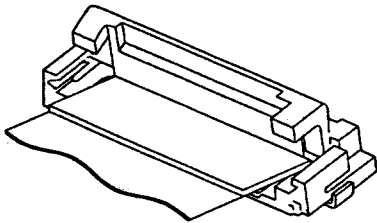
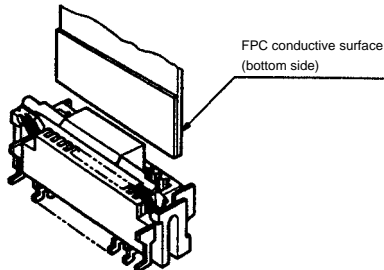
Part	Material	Finish	Remarks
Insulator	Polyamide	Color : Beige	UL94V-0
	PPS	Color : Dark brown	
Contact	Phosphor bronze	Tin-lead plating	_____
Macal Fittings	Brass	Tin-lead plating	

## ■Ordering Information

**FH12**   **A** - **10** (**4**) - **S** **A** - **0.5** **SH** (**05**)

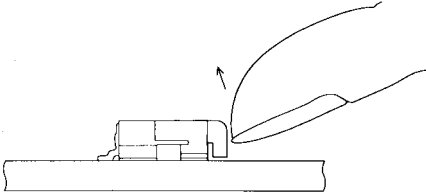
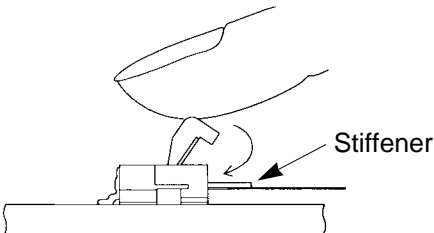
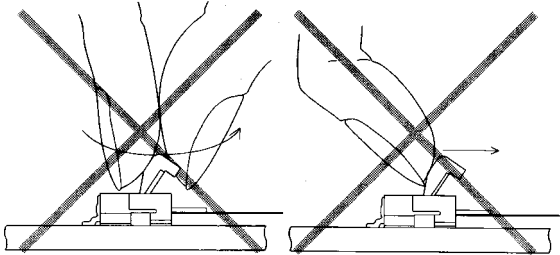
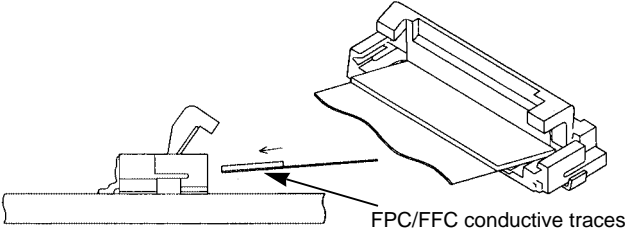
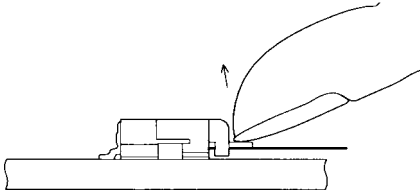
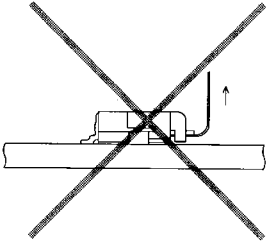
① Series Name : FH12	⑤ Contact alignment: Single
② Blank : standard type A : Top contact type S : Type with strengthened flip-lock actuator F : Type with 0.18mm FPC End Thickness	⑥ Eccentric direction: Blank : standard type A : Eccentric type
③ Standard type : Number of contacts Eccentric type : Number of contacts in 0.5mm housing	⑦ Contacts Pitch : 0.5mm, 1mm
④ Standard type : Blank Eccentric type : Number of contacts	⑧ Contact type SH : SMT horizontal mounting type SV : SMT vertical mounting type
	⑨ Plating specification Blank : Tin-lead plating (05) : Gold plating

## ◆ Series Configuration

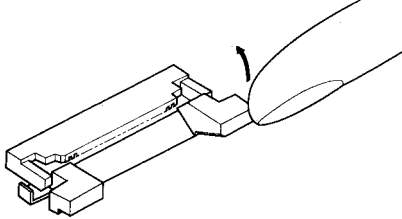
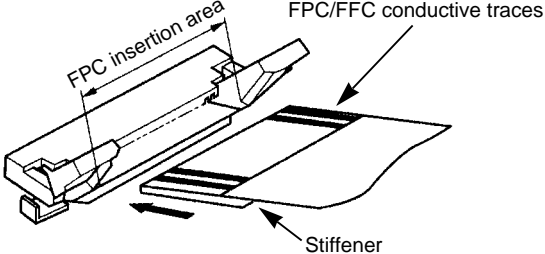
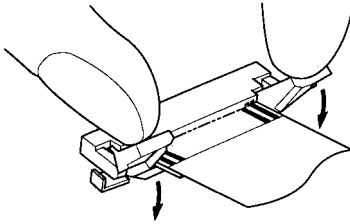
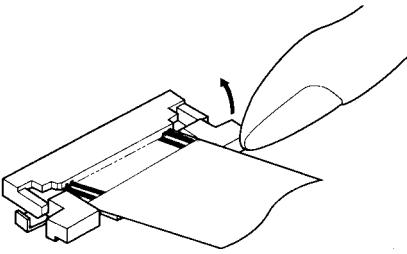
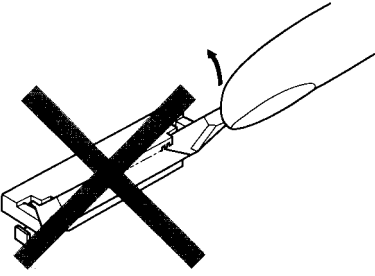
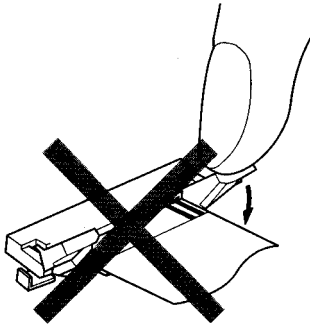
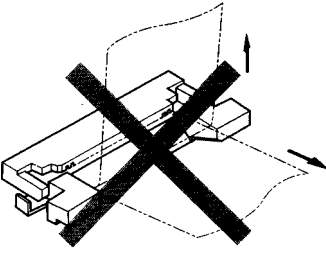
Pitch	Bottom Contact Type	Top Contact Type	Vertical mounting Type
0.5mm	 <p><b>FH12- ** S-0.5SH</b> <b>P.12</b></p> <p>Number of contacts 6, 10, 11, 12, 13, 14, 15, 16, 17, 18, 19, 20, 22, 24, 25, 26, 28, 30, 32, 33, 34, 36, 40, 45, 50, 53</p>		
	Type with Strengthened Lock Lever		
	<p><b>FH12S- ** S-0.5SH</b> <b>P.13</b></p> <p>Number of contacts 30, 40, 45, 50, 53</p>		
	Type with 0.18mm FPC End Thickness		
1mm	<p><b>FH12F- ** S-0.5SH</b> <b>P.14</b></p> <p>Number of contacts 6, 10, 12, 13, 14, 15, 16, 18, 20, 22, 24, 26, 28, 30, 32, (33), 34, 36, 40</p>	<p><b>FH12A- ** S-0.5SH</b> <b>P.15</b></p> <p>Number of contacts 10, 12, 15, 16, 18, 20, 22, 24, 26, 28, 29, 30, 32, 33, 34, 36, 40, 42, 45, 50</p>	<p><b>FH12- ** S-0.5SV</b> <b>P.16</b></p> <p>Number of contacts 10, 12, 13, 15, 16, 17, 18, 20, 22, 24, 26, 30, 32, 33, 34, 36, 40, 45, 49, 50</p>
	 <p>Standard <b>FH12- ** S-1SH</b> <b>P.18</b></p> <p>Eccentric <b>FH12- ** (**) S-1SH</b></p> <p>Standard</p> <p>Number of contacts 5, 6, 7, 8, 9, 11, 16, 22, 26</p> <p>Eccentric</p> <p>Number of contacts 4, 6, 8, 10, 11, 14, 19, 24</p>		 <p><b>FH12- ** S-1SV</b> <b>P.19</b></p> <p>Number of contacts 6, 7, 8, 16, 20, 22, 24</p>

## ◆Connector Operating Instructions, precautions and recommendations

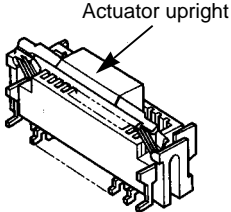
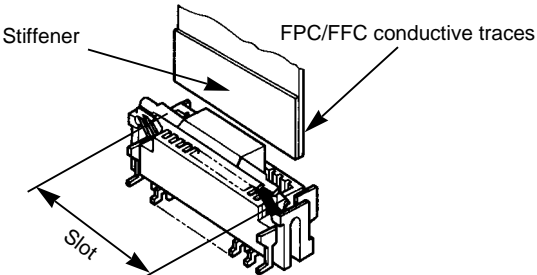
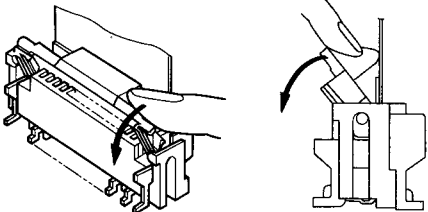
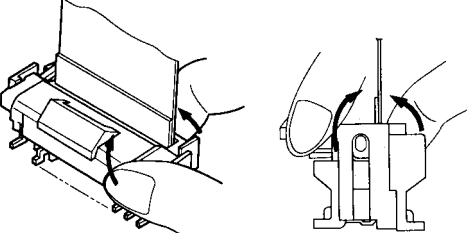
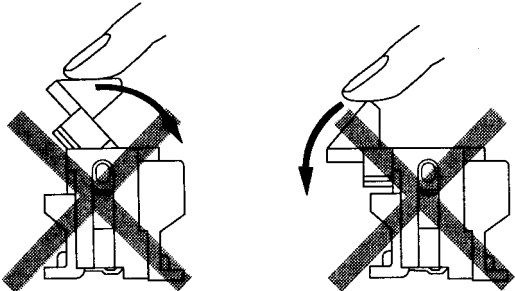
### ●Bottom Contact Type (common for 0.5mm/1mm)

Operation	Precautions
<p><b>1. FPC/FFC Termination procedure.</b>  <b>Connector installed on the board.</b></p> <p>1) Lift up the actuator. Use thumb or index finger.</p>  <p>2) Rotate down the actuator until firmly closed.  It is critical that the inserted FPC/FFC is not moved and remains fully inserted. Should the FPC/FFC be moved, open the actuator and repeat the process, starting with Step 1 above.</p> 	<p>1) Avoid grasping the actuator with two fingers or lifting the actuator with fingernail.</p>  <p>2) Fully insert the FPC/FFC parallel to mounting surface, with the exposed conductive traces facing down.</p> 
<p><b>2. FPC/FFC Removal</b></p> <p>1) Lift up the actuator.  2) Carefully remove the FPC/FFC.</p> 	<p>3) Due to the structure of the connectors, they do not have strong resistance to upward pulling; therefore, support the FPC/FFC when a pulling force is applied to it.</p> 

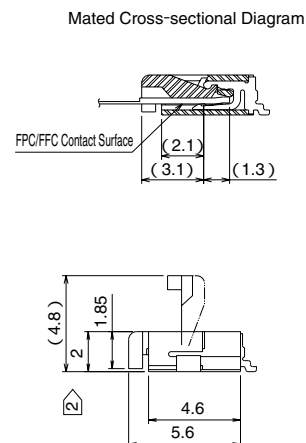
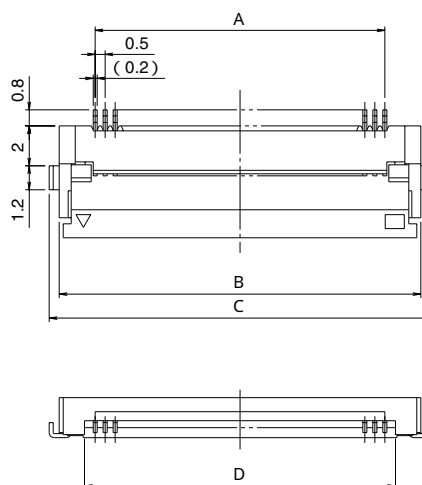
## ●Top Contact Type

Operation	Precautions
<p><b>1. FPC/FFC Termination procedure. Connector installed on the board.</b></p> <p>1) Lift up the actuator. Use thumb or index finger.</p>  <p>2) Fully insert the FPC/FFC parallel to mounting surface, with the exposed conductive traces facing UP.</p>  <p>3) Rotate down the actuator until firmly closed. It is critical that the inserted FPC/FFC is not moved and remains fully inserted. Should the FPC/FFC be moved, open the actuator and repeat the process, starting with Step 1 above.</p>  <p><b>2. FPC/FFC Removal</b></p> <p>1) Lift up the actuator. 2) Carefully remove the FPC/FFC.</p> 	<p>1) Avoid forcing the actuator up or down without the FPC/FFC inserted.</p>  <p>2) When closing down the actuator apply equal pressure to both sides of the actuator.</p>  <p>3) Avoid forced pulling of the FPC. Forced pulling will cause the FPC to become disconnected or damaged.</p> 

## ●Vertical Mounting Type

Operation	Precautions
<p><b>1. FPC/FFC Termination procedure.</b>  <b>Connector installed on the board.</b></p> <p>1) Verify that the actuator is positioned upright. If the actuator has rotated to the side, carefully rotate it upright.</p>  <p>2) Insert the FPC/FFC vertically in the connector slot assuring that the conductive traces of the FPC/FFC are facing away from the actuator.</p>  <p>3) Press down the actuator in the direction shown.</p>  <p><b>2. FPC/FFC Removal</b>  Rotate the actuator upward and withdraw the FPC/FFC.</p> 	<p>1) Avoid forcing the actuator up or down without the FPC/FFC inserted.</p> 

## ■0.5mm Pitch Bottom Contact Type



Unit:mm

Part Number	CL No.	Number of Contacts	A	B	C	D
FH12- 6S-0.5SH	586-0582-5	6	2.5	6.1	7.1	3.57
FH12-10S-0.5SH	586-0522-3	10	4.5	8.1	9.1	5.57
FH12-11S-0.5SH	586-0600-5	11	5	8.6	9.6	6.07
FH12-12S-0.5SH	586-0704-0	12	5.5	9.1	10.1	6.57
FH12-13S-0.5SH	586-0549-0	13	6	9.6	10.6	7.07
FH12-14S-0.5SH	586-0533-0	14	6.5	10.1	11.1	7.57
FH12-15S-0.5SH	586-0523-6	15	7	10.6	11.6	8.07
FH12-16S-0.5SH	586-0531-4	16	7.5	11.1	12.1	8.57
FH12-17S-0.5SH	586-0606-1	17	8	11.6	12.6	9.07
FH12-18S-0.5SH	586-0530-1	18	8.5	12.1	13.1	9.57
FH12-19S-0.5SH	586-0534-2	19	9	12.6	13.6	10.07
FH12-20S-0.5SH	586-0524-9	20	9.5	13.1	14.1	10.57
FH12-22S-0.5SH	586-0532-7	22	10.5	14.1	15.1	11.57
FH12-24S-0.5SH	586-0521-0	24	11.5	15.1	16.1	12.57
FH12-25S-0.5SH	586-0692-3	25	12	15.6	16.6	13.07
FH12-26S-0.5SH	586-0576-2	26	12.5	16.1	17.1	13.57
FH12-28S-0.5SH	586-0612-4	28	13.5	17.1	18.1	14.57
Note ② FH12-30S-0.5SH	586-0525-1	30	14.5	18.1	19.1	15.57
FH12-32S-0.5SH	586-0681-7	32	15.5	19.1	20.1	16.57
FH12-33S-0.5SH	586-0520-8	33	16	19.6	20.6	17.07
FH12-34S-0.5SH	586-0617-8	34	16.5	20.1	21.1	17.57
FH12-36S-0.5SH	586-0526-4	36	17.5	21.1	22.1	18.57
Note ② FH12-40S-0.5SH	586-0527-7	40	19.5	23.1	24.1	20.57
Note ② FH12-45S-0.5SH	586-0528-0	45	22	25.6	26.6	23.07
Note ② FH12-50S-0.5SH	586-0529-2	50	24.5	28.1	29.1	25.57
Note ② FH12-53S-0.5SH	586-0595-7	53	26	29.6	30.6	27.07

Note 1 : Embossed tape reel packaging (2,000 pieces/reel).

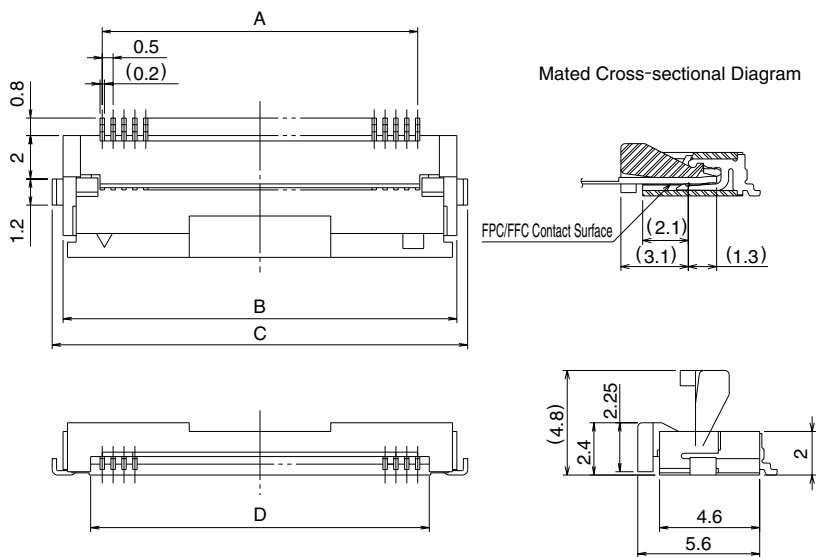
Order by number of reels.

Note ② : If there is no problem with the connector height, we recommend the type with the strengthened Flip-lock actuator (FH12S-\*S-0.5SH).

Standard type connector height: 2 mm

Connector height of type with strengthened Flip-lock actuator: 2.4 mm

# 0.5mm Pitch Bottom Contact Type with Strengthened Flip-lock Actuator

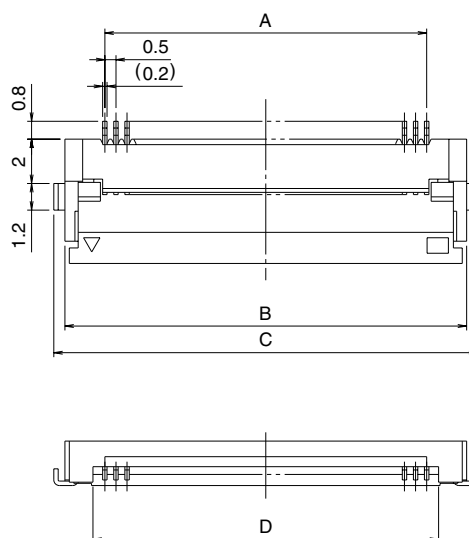


Unit:mm

Part Number	CL No.	Number of Contacts	A	B	C	D
FH12S-30S-0.5SH	586-0667-6	30	14.5	18.1	19.1	15.57
FH12S-40S-0.5SH	586-0640-0	40	19.5	23.1	24.1	20.57
FH12S-45S-0.5SH	586-0665-0	45	22.0	25.6	26.6	23.07
FH12S-50S-0.5SH	586-0642-5	50	24.5	28.1	29.1	25.57
FH12S-53S-0.5SH	586-0691-0	53	26.0	29.6	30.6	27.07

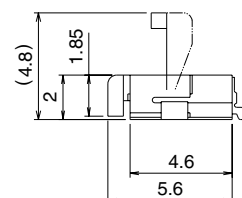
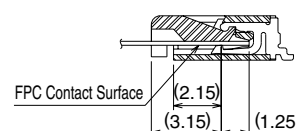
Note: Embossed tape reel packaging (2,000 pieces/reel).  
 Order by number of reels.

## ■0.5mm Pitch Bottom Contact Type with 0.18mm FPC End Thickness



Applicable FPC end thickness :  $0.18 \pm 0.05$

Mated Cross-sectional Diagram

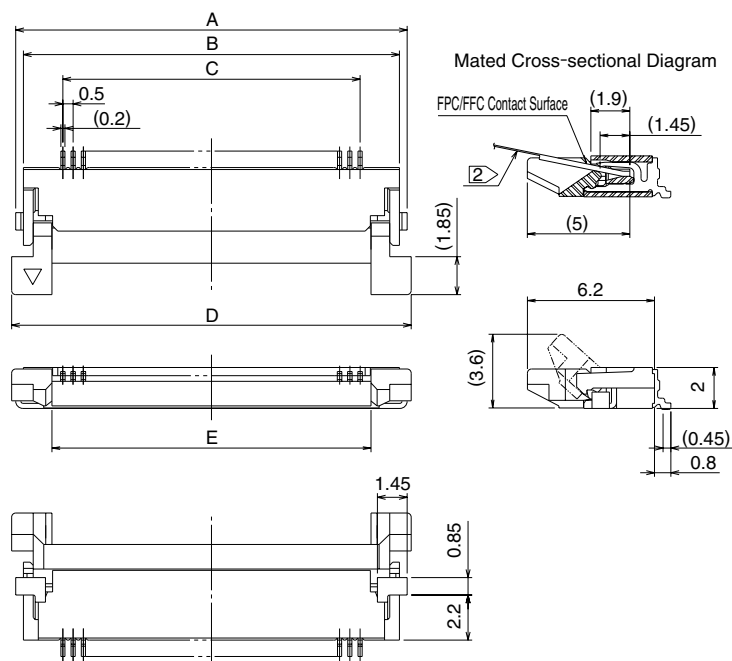



Unit:mm

Part Number	CL No.	Number of Contacts	A	B	C	D
FH12F- 6S-0.5SH	586-0672-6	6	2.5	6.1	7.1	3.57
FH12F-10S-0.5SH	586-0709-4	10	4.5	8.1	9.1	5.57
FH12F-12S-0.5SH	586-0653-1	12	5.5	9.1	10.1	6.57
FH12F-13S-0.5SH	586-0629-7	13	6.0	9.6	10.6	7.07
FH12F-14S-0.5SH	586-0655-7	14	6.5	10.1	11.1	7.57
FH12F-15S-0.5SH	586-0680-4	15	7.0	10.6	11.6	8.07
FH12F-16S-0.5SH	586-0673-9	16	7.5	11.1	12.1	8.57
FH12F-18S-0.5SH	586-0626-9	18	8.5	12.1	13.1	9.57
FH12F-20S-0.5SH	586-0636-2	20	9.5	13.1	14.1	10.57
FH12F-22S-0.5SH	586-0630-6	22	10.5	14.1	15.1	11.57
FH12F-24S-0.5SH	586-0632-1	24	11.5	15.1	16.1	12.57
FH12F-26S-0.5SH	586-0627-1	26	12.5	16.1	17.1	13.57
FH12F-28S-0.5SH	586-0643-8	28	13.5	17.1	18.1	14.57
FH12F-30S-0.5SH	586-0628-4	30	14.5	18.1	19.1	15.57
FH12F-32S-0.5SH	586-0705-3	32	15.5	19.1	20.1	16.57
FH12F-33S-0.5SH	—	33	16.0	19.6	20.6	17.07
FH12F-34S-0.5SH	586-0677-0	34	16.5	20.1	21.1	17.57
FH12F-36S-0.5SH	586-0656-0	36	17.5	21.1	22.1	18.57
FH12F-40S-0.5SH	586-0635-0	40	19.5	23.1	24.1	20.57

Note: Embossed tape reel packaging (2,000 pieces/reel).  
Order by number of reels.

## ■0.5mm Pitch Top Contact Type



Unit:mm

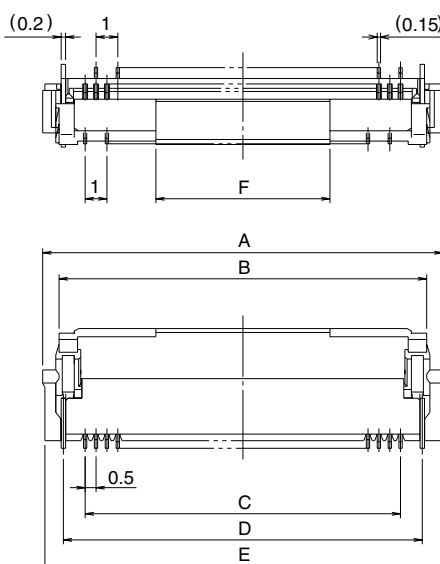

Part Number	CL No.	Number of Contacts	A	B	C	D	E
FH12A-10S-0.5SH	586-0550-9	10	9.1	8.35	4.5	9.5	5.57
FH12A-12S-0.5SH	586-0696-4	12	10.1	9.35	5.5	10.5	6.57
FH12A-15S-0.5SH	586-0551-1	15	11.6	10.85	7.0	12.0	8.07
FH12A-16S-0.5SH	586-0552-4	16	12.1	11.35	7.5	12.5	8.57
FH12A-18S-0.5SH	586-0553-7	18	13.1	12.35	8.5	13.5	9.57
FH12A-20S-0.5SH	586-0554-0	20	14.1	13.35	9.5	14.5	10.57
FH12A-22S-0.5SH	586-0686-0	22	15.1	14.35	10.5	15.5	11.57
FH12A-24S-0.5SH	586-0555-2	24	16.1	15.35	11.5	16.5	12.57
FH12A-26S-0.5SH	586-0663-5	26	17.1	16.35	12.5	17.5	13.57
FH12A-28S-0.5SH	586-0725-0	28	18.1	17.35	13.5	18.5	14.57
FH12A-29S-0.5SH	586-0585-3	29	18.6	17.85	14.0	19.0	15.07
FH12A-30S-0.5SH	586-0556-5	30	19.1	18.35	14.5	19.5	15.57
FH12A-32S-0.5SH	586-0687-3	32	20.1	19.35	15.5	20.5	16.57
FH12A-33S-0.5SH	586-0570-6	33	20.6	19.85	16.0	21.0	17.07
FH12A-34S-0.5SH	586-0670-0	34	21.1	20.35	16.5	21.5	17.57
FH12A-36S-0.5SH	586-0662-2	36	22.1	21.35	17.5	22.5	18.57
FH12A-40S-0.5SH	586-0557-8	40	24.1	23.35	19.5	24.5	20.57
FH12A-42S-0.5SH	586-0698-0	42	25.1	24.35	20.5	25.5	21.57
FH12A-45S-0.5SH	586-0558-0	45	26.6	25.85	22.0	27.0	23.07
FH12A-50S-0.5SH	586-0559-3	50	29.1	28.35	24.5	29.5	25.57

Note 1 : Embossed tape reel packaging (2,000 pieces/reel).

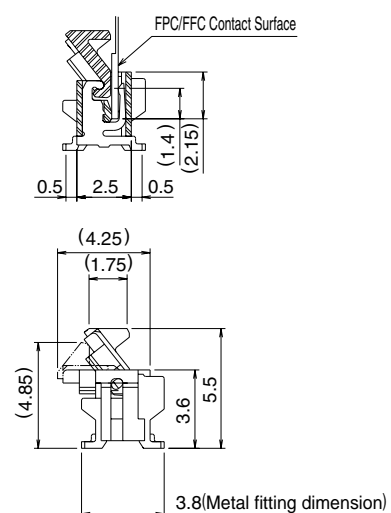
Order by number of reels.

Note ②: The design is such that the FPC/FFC protrudes on an upward angle so that other parts can be mounted beneath the PFC/FFC. In view of this, please take note of the gap at the top surface of the connector.

## ■0.5mm Pitch Vertical mounting Type



Mated Cross-sectional Diagram



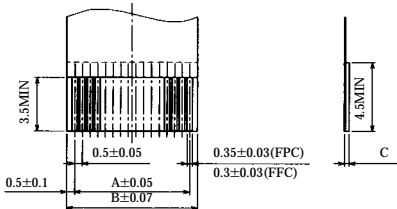
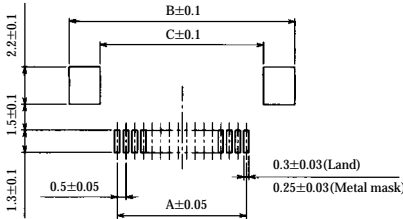
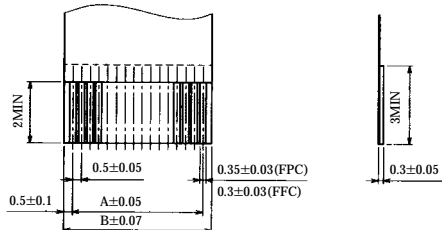
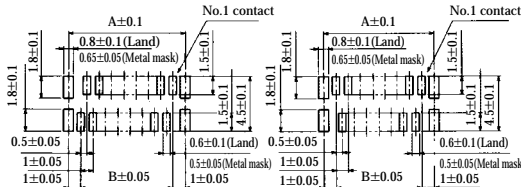
Unit:mm

Part Number	CL No.	Number of Contacts	A	B	C	D	E	F
FH12-10S-0.5SV	586-0560-2	10	8.4	6.9	4.5	6.5	8.2	4
FH12-12S-0.5SV	586-0615-2	12	9.4	7.9	5.5	7.5	9.2	4
FH12-13S-0.5SV	586-0575-0	13	9.9	8.4	6.0	8.0	9.7	4
FH12-15S-0.5SV	586-0561-5	15	10.9	9.4	7.0	9.0	10.7	4
FH12-16S-0.5SV	586-0572-1	16	11.4	9.9	7.5	9.5	11.2	4
FH12-17S-0.5SV	586-0601-8	17	11.9	10.4	8.0	10.0	11.7	4
FH12-18S-0.5SV	586-0573-4	18	12.4	10.9	8.5	10.5	12.2	4
FH12-20S-0.5SV	586-0562-8	20	13.4	11.9	9.5	11.5	13.2	4
FH12-22S-0.5SV	586-0589-4	22	14.4	12.9	10.5	12.5	14.2	8
FH12-24S-0.5SV	586-0563-0	24	15.4	13.9	11.5	13.5	15.2	8
FH12-26S-0.5SV	586-0664-8	26	16.4	14.9	12.5	14.5	16.2	8
FH12-30S-0.5SV	586-0564-3	30	18.4	16.9	14.5	16.5	18.2	8
FH12-32S-0.5SV	586-0699-2	32	19.4	17.9	15.5	17.5	19.2	8
FH12-33S-0.5SV	586-0565-6	33	19.9	18.4	16.0	18.0	19.7	8
FH12-34S-0.5SV	586-0706-6	34	20.4	18.9	16.5	18.5	20.2	8
FH12-36S-0.5SV	586-0641-2	36	21.4	19.9	17.5	19.5	21.2	8
FH12-40S-0.5SV	586-0566-9	40	23.4	21.9	19.5	21.5	23.2	8
FH12-45S-0.5SV	586-0567-1	45	25.9	24.4	22.0	24.0	25.7	8
FH12-49S-0.5SV	586-0602-0	49	27.9	26.4	24.0	26.0	27.7	8
FH12-50S-0.5SV	586-0568-4	50	28.4	26.9	24.5	26.5	28.2	8

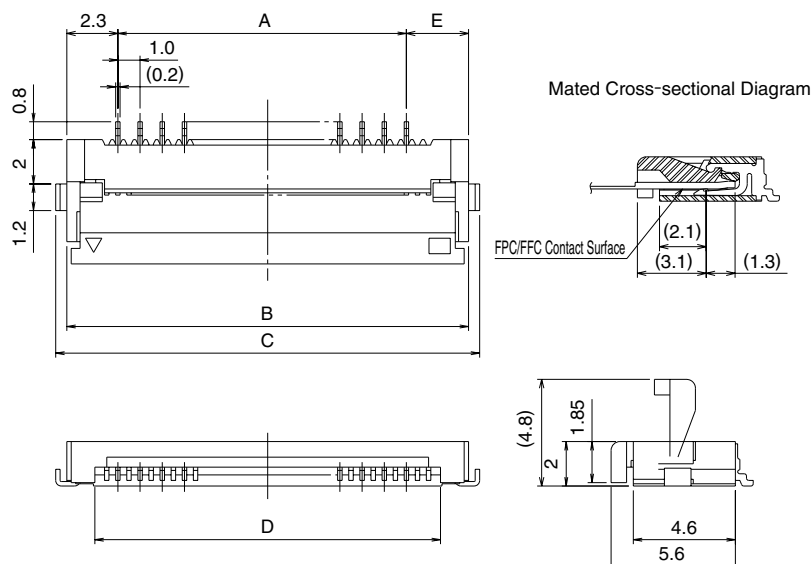
Note 1 : Embossed tape reel packaging (1,000 pieces/reel).  
Order by number of reels.

# ◆Recommended FPC/FFC dimensions and Land/Metal Mask dimensions

## ●0.5mm Pitch Product

	<div>FPC/FFC dimensions</div> <div></div> <div><table><tr><th>Product Type</th><th>C Dimension</th></tr><tr><td>Types other than those below</td><td>0.3±0.05min Stiffener thickness should be 0.188 mm (7.5 mil) min</td></tr><tr><td>Types with an FPC end thickness of 0.18 mm</td><td>0.18±0.05</td></tr></table></div>	Product Type	C Dimension	Types other than those below	0.3±0.05min Stiffener thickness should be 0.188 mm (7.5 mil) min	Types with an FPC end thickness of 0.18 mm	0.18±0.05	<div>Land / Metal Mask dimensions</div> <div></div> <div>Recommended metal mask thickness : 0.15mm</div>																																																																																																																																																																																																												
Product Type	C Dimension																																																																																																																																																																																																																			
Types other than those below	0.3±0.05min Stiffener thickness should be 0.188 mm (7.5 mil) min																																																																																																																																																																																																																			
Types with an FPC end thickness of 0.18 mm	0.18±0.05																																																																																																																																																																																																																			
<div>0.5mm Pitch Bottom Contact Type</div> <div>0.5mm Pitch Top Contact Type</div>	<div>Unit: mm</div> <table><tr><th>Dimension Number of Contacts</th><th>A</th><th>B</th><th>Dimension Number of Contacts</th><th>A</th><th>B</th></tr><tr><td>6</td><td>2.5</td><td>3.5</td><td>25</td><td>12.0</td><td>13.0</td></tr><tr><td>10</td><td>4.5</td><td>5.5</td><td>26</td><td>12.5</td><td>13.5</td></tr><tr><td>11</td><td>5.0</td><td>6.0</td><td>28</td><td>13.5</td><td>14.5</td></tr><tr><td>12</td><td>5.5</td><td>6.5</td><td>29</td><td>14.0</td><td>15.0</td></tr><tr><td>13</td><td>6.0</td><td>7.0</td><td>30</td><td>14.5</td><td>15.5</td></tr><tr><td>14</td><td>6.5</td><td>7.5</td><td>32</td><td>15.5</td><td>16.5</td></tr><tr><td>15</td><td>7.0</td><td>8.0</td><td>33</td><td>16.0</td><td>17.0</td></tr><tr><td>16</td><td>7.5</td><td>8.5</td><td>34</td><td>16.5</td><td>17.5</td></tr><tr><td>17</td><td>8.0</td><td>9.0</td><td>36</td><td>17.5</td><td>18.5</td></tr><tr><td>18</td><td>8.5</td><td>9.5</td><td>40</td><td>19.5</td><td>20.5</td></tr><tr><td>19</td><td>9.0</td><td>10.0</td><td>42</td><td>20.5</td><td>21.5</td></tr><tr><td>20</td><td>9.5</td><td>10.5</td><td>45</td><td>22.0</td><td>23.0</td></tr><tr><td>22</td><td>10.5</td><td>11.5</td><td>50</td><td>24.5</td><td>25.5</td></tr><tr><td>24</td><td>11.5</td><td>12.5</td><td>53</td><td>26.0</td><td>27.0</td></tr></table>	Dimension Number of Contacts	A	B	Dimension Number of Contacts	A	B	6	2.5	3.5	25	12.0	13.0	10	4.5	5.5	26	12.5	13.5	11	5.0	6.0	28	13.5	14.5	12	5.5	6.5	29	14.0	15.0	13	6.0	7.0	30	14.5	15.5	14	6.5	7.5	32	15.5	16.5	15	7.0	8.0	33	16.0	17.0	16	7.5	8.5	34	16.5	17.5	17	8.0	9.0	36	17.5	18.5	18	8.5	9.5	40	19.5	20.5	19	9.0	10.0	42	20.5	21.5	20	9.5	10.5	45	22.0	23.0	22	10.5	11.5	50	24.5	25.5	24	11.5	12.5	53	26.0	27.0	<div>Unit: mm</div> <table><tr><th>Dimension Number of Contacts</th><th>A</th><th>B</th><th>C</th><th>Dimension Number of Contacts</th><th>A</th><th>B</th><th>C</th></tr><tr><td>6</td><td>2.5</td><td>8.1</td><td>4.5</td><td>25</td><td>12.0</td><td>17.6</td><td>14.0</td></tr><tr><td>10</td><td>4.5</td><td>10.1</td><td>6.5</td><td>26</td><td>12.5</td><td>18.1</td><td>14.5</td></tr><tr><td>11</td><td>5.0</td><td>10.6</td><td>7.0</td><td>28</td><td>13.5</td><td>19.1</td><td>15.5</td></tr><tr><td>12</td><td>5.5</td><td>11.1</td><td>7.5</td><td>29</td><td>14.0</td><td>19.6</td><td>16.0</td></tr><tr><td>13</td><td>6.0</td><td>11.6</td><td>8.0</td><td>30</td><td>14.5</td><td>20.1</td><td>16.5</td></tr><tr><td>14</td><td>6.5</td><td>12.1</td><td>8.5</td><td>32</td><td>15.5</td><td>21.1</td><td>17.5</td></tr><tr><td>15</td><td>7.0</td><td>12.6</td><td>9.0</td><td>33</td><td>16.0</td><td>21.6</td><td>18.0</td></tr><tr><td>16</td><td>7.5</td><td>13.1</td><td>9.5</td><td>34</td><td>16.5</td><td>22.1</td><td>18.5</td></tr><tr><td>17</td><td>8.0</td><td>13.6</td><td>10.0</td><td>36</td><td>17.5</td><td>23.1</td><td>19.5</td></tr><tr><td>18</td><td>8.5</td><td>14.1</td><td>10.5</td><td>40</td><td>19.5</td><td>25.1</td><td>21.5</td></tr><tr><td>19</td><td>9.0</td><td>14.6</td><td>11.0</td><td>42</td><td>20.5</td><td>26.1</td><td>22.5</td></tr><tr><td>20</td><td>9.5</td><td>15.1</td><td>11.5</td><td>45</td><td>22.0</td><td>27.6</td><td>24.0</td></tr><tr><td>22</td><td>10.5</td><td>16.1</td><td>12.5</td><td>50</td><td>24.5</td><td>30.1</td><td>26.5</td></tr><tr><td>24</td><td>11.5</td><td>17.1</td><td>13.5</td><td>53</td><td>26.0</td><td>31.6</td><td>28.0</td></tr></table>	Dimension Number of Contacts	A	B	C	Dimension Number of Contacts	A	B	C	6	2.5	8.1	4.5	25	12.0	17.6	14.0	10	4.5	10.1	6.5	26	12.5	18.1	14.5	11	5.0	10.6	7.0	28	13.5	19.1	15.5	12	5.5	11.1	7.5	29	14.0	19.6	16.0	13	6.0	11.6	8.0	30	14.5	20.1	16.5	14	6.5	12.1	8.5	32	15.5	21.1	17.5	15	7.0	12.6	9.0	33	16.0	21.6	18.0	16	7.5	13.1	9.5	34	16.5	22.1	18.5	17	8.0	13.6	10.0	36	17.5	23.1	19.5	18	8.5	14.1	10.5	40	19.5	25.1	21.5	19	9.0	14.6	11.0	42	20.5	26.1	22.5	20	9.5	15.1	11.5	45	22.0	27.6	24.0	22	10.5	16.1	12.5	50	24.5	30.1	26.5	24	11.5	17.1	13.5	53	26.0	31.6	28.0
Dimension Number of Contacts	A	B	Dimension Number of Contacts	A	B																																																																																																																																																																																																															
6	2.5	3.5	25	12.0	13.0																																																																																																																																																																																																															
10	4.5	5.5	26	12.5	13.5																																																																																																																																																																																																															
11	5.0	6.0	28	13.5	14.5																																																																																																																																																																																																															
12	5.5	6.5	29	14.0	15.0																																																																																																																																																																																																															
13	6.0	7.0	30	14.5	15.5																																																																																																																																																																																																															
14	6.5	7.5	32	15.5	16.5																																																																																																																																																																																																															
15	7.0	8.0	33	16.0	17.0																																																																																																																																																																																																															
16	7.5	8.5	34	16.5	17.5																																																																																																																																																																																																															
17	8.0	9.0	36	17.5	18.5																																																																																																																																																																																																															
18	8.5	9.5	40	19.5	20.5																																																																																																																																																																																																															
19	9.0	10.0	42	20.5	21.5																																																																																																																																																																																																															
20	9.5	10.5	45	22.0	23.0																																																																																																																																																																																																															
22	10.5	11.5	50	24.5	25.5																																																																																																																																																																																																															
24	11.5	12.5	53	26.0	27.0																																																																																																																																																																																																															
Dimension Number of Contacts	A	B	C	Dimension Number of Contacts	A	B	C																																																																																																																																																																																																													
6	2.5	8.1	4.5	25	12.0	17.6	14.0																																																																																																																																																																																																													
10	4.5	10.1	6.5	26	12.5	18.1	14.5																																																																																																																																																																																																													
11	5.0	10.6	7.0	28	13.5	19.1	15.5																																																																																																																																																																																																													
12	5.5	11.1	7.5	29	14.0	19.6	16.0																																																																																																																																																																																																													
13	6.0	11.6	8.0	30	14.5	20.1	16.5																																																																																																																																																																																																													
14	6.5	12.1	8.5	32	15.5	21.1	17.5																																																																																																																																																																																																													
15	7.0	12.6	9.0	33	16.0	21.6	18.0																																																																																																																																																																																																													
16	7.5	13.1	9.5	34	16.5	22.1	18.5																																																																																																																																																																																																													
17	8.0	13.6	10.0	36	17.5	23.1	19.5																																																																																																																																																																																																													
18	8.5	14.1	10.5	40	19.5	25.1	21.5																																																																																																																																																																																																													
19	9.0	14.6	11.0	42	20.5	26.1	22.5																																																																																																																																																																																																													
20	9.5	15.1	11.5	45	22.0	27.6	24.0																																																																																																																																																																																																													
22	10.5	16.1	12.5	50	24.5	30.1	26.5																																																																																																																																																																																																													
24	11.5	17.1	13.5	53	26.0	31.6	28.0																																																																																																																																																																																																													
<div>0.5mm Pitch Vertical Mounting Type</div>	<div></div> <div>*Set the stiffener thickness to 0.188 (7.5mil) min.</div> <div>Unit: mm</div> <table><tr><th>Dimension Number of Contacts</th><th>A</th><th>B</th><th>Dimension Number of Contacts</th><th>A</th><th>B</th></tr><tr><td>10</td><td>4.5</td><td>5.5</td><td>26</td><td>12.5</td><td>13.5</td></tr><tr><td>12</td><td>5.5</td><td>6.5</td><td>30</td><td>14.5</td><td>15.5</td></tr><tr><td>13</td><td>6.0</td><td>7.0</td><td>32</td><td>15.5</td><td>16.5</td></tr><tr><td>15</td><td>7.0</td><td>8.0</td><td>33</td><td>16.0</td><td>17.0</td></tr><tr><td>16</td><td>7.5</td><td>8.5</td><td>34</td><td>16.5</td><td>17.5</td></tr><tr><td>17</td><td>8.0</td><td>9.0</td><td>36</td><td>17.5</td><td>18.5</td></tr><tr><td>18</td><td>8.5</td><td>9.5</td><td>40</td><td>19.5</td><td>20.5</td></tr><tr><td>20</td><td>9.5</td><td>10.5</td><td>45</td><td>22.0</td><td>23.0</td></tr><tr><td>22</td><td>10.5</td><td>11.5</td><td>49</td><td>24.0</td><td>25.0</td></tr><tr><td>24</td><td>11.5</td><td>12.5</td><td>50</td><td>24.5</td><td>25.5</td></tr></table>	Dimension Number of Contacts	A	B	Dimension Number of Contacts	A	B	10	4.5	5.5	26	12.5	13.5	12	5.5	6.5	30	14.5	15.5	13	6.0	7.0	32	15.5	16.5	15	7.0	8.0	33	16.0	17.0	16	7.5	8.5	34	16.5	17.5	17	8.0	9.0	36	17.5	18.5	18	8.5	9.5	40	19.5	20.5	20	9.5	10.5	45	22.0	23.0	22	10.5	11.5	49	24.0	25.0	24	11.5	12.5	50	24.5	25.5	<div><div>Even contact number</div><div>Odd contact number</div></div> <div></div> <div>Recommended metal mask thickness : 0.15mm</div> <div>Unit: mm</div> <table><tr><th>Dimension Number of Contacts</th><th>A</th><th>B</th><th>Dimension Number of Contacts</th><th>A</th><th>B</th></tr><tr><td>10</td><td>6.5</td><td>4.5</td><td>26</td><td>14.5</td><td>12.5</td></tr><tr><td>12</td><td>7.5</td><td>5.5</td><td>30</td><td>16.5</td><td>14.5</td></tr><tr><td>13</td><td>8.0</td><td>6.0</td><td>32</td><td>17.5</td><td>15.5</td></tr><tr><td>15</td><td>9.0</td><td>7.0</td><td>33</td><td>18.0</td><td>16.0</td></tr><tr><td>16</td><td>9.5</td><td>7.5</td><td>34</td><td>18.5</td><td>16.5</td></tr><tr><td>17</td><td>10.0</td><td>8.0</td><td>36</td><td>19.5</td><td>17.5</td></tr><tr><td>18</td><td>10.5</td><td>8.5</td><td>40</td><td>21.5</td><td>19.5</td></tr><tr><td>20</td><td>11.5</td><td>9.5</td><td>45</td><td>24.0</td><td>22.0</td></tr><tr><td>22</td><td>12.5</td><td>10.5</td><td>49</td><td>26.0</td><td>24.0</td></tr><tr><td>24</td><td>13.5</td><td>11.5</td><td>50</td><td>26.5</td><td>24.5</td></tr></table>	Dimension Number of Contacts	A	B	Dimension Number of Contacts	A	B	10	6.5	4.5	26	14.5	12.5	12	7.5	5.5	30	16.5	14.5	13	8.0	6.0	32	17.5	15.5	15	9.0	7.0	33	18.0	16.0	16	9.5	7.5	34	18.5	16.5	17	10.0	8.0	36	19.5	17.5	18	10.5	8.5	40	21.5	19.5	20	11.5	9.5	45	24.0	22.0	22	12.5	10.5	49	26.0	24.0	24	13.5	11.5	50	26.5	24.5																																																																														
Dimension Number of Contacts	A	B	Dimension Number of Contacts	A	B																																																																																																																																																																																																															
10	4.5	5.5	26	12.5	13.5																																																																																																																																																																																																															
12	5.5	6.5	30	14.5	15.5																																																																																																																																																																																																															
13	6.0	7.0	32	15.5	16.5																																																																																																																																																																																																															
15	7.0	8.0	33	16.0	17.0																																																																																																																																																																																																															
16	7.5	8.5	34	16.5	17.5																																																																																																																																																																																																															
17	8.0	9.0	36	17.5	18.5																																																																																																																																																																																																															
18	8.5	9.5	40	19.5	20.5																																																																																																																																																																																																															
20	9.5	10.5	45	22.0	23.0																																																																																																																																																																																																															
22	10.5	11.5	49	24.0	25.0																																																																																																																																																																																																															
24	11.5	12.5	50	24.5	25.5																																																																																																																																																																																																															
Dimension Number of Contacts	A	B	Dimension Number of Contacts	A	B																																																																																																																																																																																																															
10	6.5	4.5	26	14.5	12.5																																																																																																																																																																																																															
12	7.5	5.5	30	16.5	14.5																																																																																																																																																																																																															
13	8.0	6.0	32	17.5	15.5																																																																																																																																																																																																															
15	9.0	7.0	33	18.0	16.0																																																																																																																																																																																																															
16	9.5	7.5	34	18.5	16.5																																																																																																																																																																																																															
17	10.0	8.0	36	19.5	17.5																																																																																																																																																																																																															
18	10.5	8.5	40	21.5	19.5																																																																																																																																																																																																															
20	11.5	9.5	45	24.0	22.0																																																																																																																																																																																																															
22	12.5	10.5	49	26.0	24.0																																																																																																																																																																																																															
24	13.5	11.5	50	26.5	24.5																																																																																																																																																																																																															

## ■1mm Pitch Type Bottom Contact Type



Unit:mm

	Part Number	CL No.	Number of Contacts	A	B	C	D	E
Standard type	FH12- 5S-1SH	586-0591-6	5	4	8.6	9.6	6.07	2.3
	FH12- 6S-1SH	586-0607-4	6	5	9.6	10.6	7.07	2.3
	FH12- 7S-1SH	586-0535-5	7	6	10.6	11.6	8.07	2.3
	FH12- 8S-1SH	586-0579-0	8	7	11.6	12.6	9.07	2.3
	FH12- 9S-1SH	586-0540-5	9	8	12.6	13.6	10.07	2.3
	FH12-11S-1SH	586-0668-9	11	10	14.6	15.6	12.07	2.3
	FH12-16S-1SH	586-0536-8	16	15	19.6	20.6	17.07	2.3
	FH12-22S-1SH	586-0547-4	22	21	25.6	26.6	23.07	2.3
	FH12-26S-1SH	586-0592-9	26	25	29.6	30.6	27.07	2.3
Eccentric type	FH12-10(4)SA-1SH	586-0537-0	4	3	8.1	9.1	5.57	2.8
	FH12-14(6)SA-1SH	586-0538-3	6	5	10.1	11.1	7.57	2.8
	FH12-18(8)SA-1SH	586-0539-6	8	7	12.1	13.1	9.57	2.8
	FH12-22(10)SA-1SH	586-0541-8	10	9	14.1	15.1	11.57	2.8
	FH12-24(11)SA-1SH	586-0542-0	11	10	15.1	16.1	12.57	2.8
	FH12-30(14)SA-1SH	586-0543-3	14	13	18.1	19.1	15.57	2.8
	FH12-40(19)SA-1SH	586-0546-1	19	18	23.1	24.1	20.57	2.8
	FH12-50(24)SA-1SH	586-0548-7	24	23	28.1	29.1	25.57	2.8

Note 1: Embossed tape reel packaging (2,000 pieces/reel).

Order by number of reels.

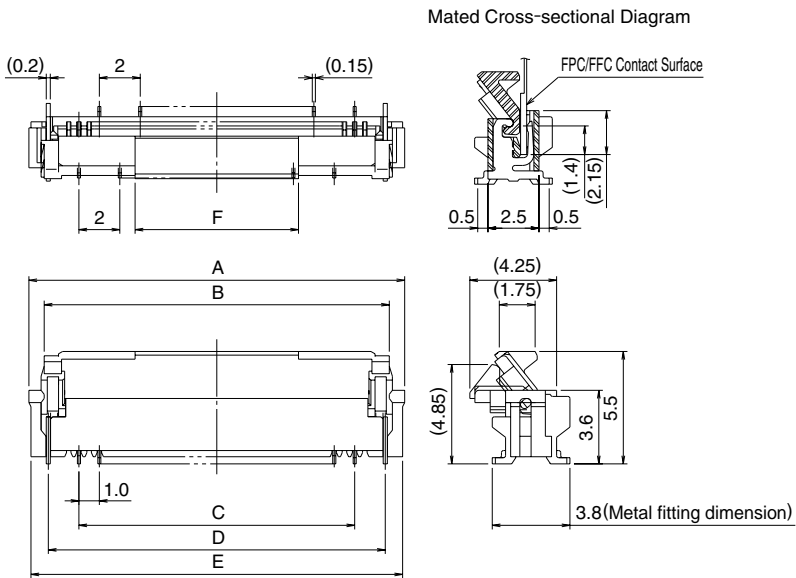
Note 2: The 1mm version of FH12 is constructed by loading every other contact into the 0.5mm housing.

When a housing designed for an odd number of 0.5mm pitch contacts is used; the spacing from the edge to the first contact on either side is the same as the distance between each contact, 1.0mm.

Hirose considers this design to be a **standard-type 1.0mm** connector.

An **eccentric-type** connector using a housing designed for an even number of 0.5mm pitch contacts and consequently one side has 1.5mm distance from the edge to the first contact. (See FPC/FFC dimensional drawing on page 19) The part number for the eccentric type describes the size of the 0.5mm housing used and lists the number of 1.0mm pitch contacts in parentheses ( ) as shown in the above table.

# 1mm Pitch Vertical Mounting Type



Unit:mm

Part Number	CL No.	Number of Contacts	A	B	C	D	E	F
FH12- 6S-1SV	586-0605-9	6	9.9	8.4	5	8	9.7	4
FH12- 7S-1SV	586-0610-9	7	10.9	9.4	6	9	10.7	4
FH12- 8S-1SV	586-0593-1	8	11.9	10.4	7	10	11.7	4
FH12-16S-1SV	586-0574-7	16	19.9	18.4	15	18	19.7	8
FH12-20S-1SV	586-0634-7	20	23.9	22.4	19	22	23.7	8
FH12-22S-1SV	586-0584-0	22	25.9	24.4	21	24	25.7	8
FH12-24S-1SV	586-0594-4	24	27.9	26.4	23	26	27.7	8

Note: Embossed tape reel packaging (1,000 pieces/reel).  
Order by number of reels.

# ◆Recommended FPC/FFC dimensions and Land/Metal Mask dimensions

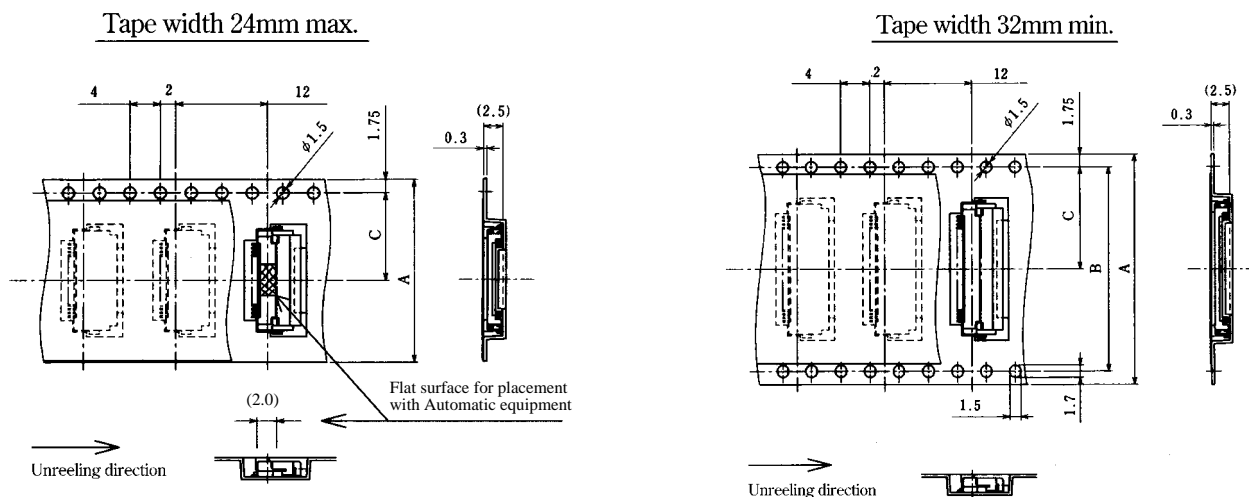
## ●1mm Pitch Product

	FPC/FFC dimensions	Land / Metal Mask dimensions																																																																																																																																																																																								
1mm Pitch Bottom Contact Type																																																																																																																																																																																										
	<p>※Set the stiffener thickness to 0.188 (7.5mil) min.</p> <p>Unit: mm</p> <table><tr><th rowspan="2">Dimension Number of Contacts</th><th colspan="3">Standard Type</th><th rowspan="2">Dimension Number of Contacts</th><th colspan="3">Eccentric Type</th></tr><tr><th>A</th><th>B</th><th>C</th><th>A</th><th>B</th><th>C</th></tr><tr><td>5</td><td>4</td><td>6</td><td>1</td><td>4</td><td>3</td><td>5.5</td></tr><tr><td>6</td><td>5</td><td>7</td><td>1</td><td>6</td><td>5</td><td>7.5</td></tr><tr><td>7</td><td>6</td><td>8</td><td>1</td><td>8</td><td>7</td><td>9.5</td></tr><tr><td>8</td><td>7</td><td>9</td><td>1</td><td>10</td><td>9</td><td>11.5</td></tr><tr><td>9</td><td>8</td><td>10</td><td>1</td><td>11</td><td>10</td><td>12.5</td></tr><tr><td>11</td><td>10</td><td>12</td><td>1</td><td>14</td><td>13</td><td>15.5</td></tr><tr><td>16</td><td>15</td><td>17</td><td>1</td><td>19</td><td>18</td><td>20.5</td></tr><tr><td>22</td><td>21</td><td>23</td><td>1</td><td>24</td><td>23</td><td>25.5</td></tr><tr><td>26</td><td>25</td><td>27</td><td>1</td><td></td><td></td><td></td></tr></table>	Dimension Number of Contacts	Standard Type			Dimension Number of Contacts	Eccentric Type			A	B	C	A	B	C	5	4	6	1	4	3	5.5	6	5	7	1	6	5	7.5	7	6	8	1	8	7	9.5	8	7	9	1	10	9	11.5	9	8	10	1	11	10	12.5	11	10	12	1	14	13	15.5	16	15	17	1	19	18	20.5	22	21	23	1	24	23	25.5	26	25	27	1				<p>Recommended metal mask thickness : 0.15mm</p> <p>Unit: mm</p> <table><tr><th rowspan="2">Dimension Number of Contacts</th><th colspan="4">Standard Type</th><th rowspan="2">Dimension Number of Contacts</th><th colspan="4">Eccentric Type</th></tr><tr><th>A</th><th>B</th><th>C</th><th>D</th><th>A</th><th>B</th><th>C</th><th>D</th></tr><tr><td>5</td><td>4</td><td>10.6</td><td>7</td><td>1.5</td><td>4</td><td>3</td><td>10.1</td><td>6.5</td><td>2</td></tr><tr><td>6</td><td>5</td><td>11.6</td><td>8</td><td>1.5</td><td>6</td><td>5</td><td>12.1</td><td>8.5</td><td>2</td></tr><tr><td>7</td><td>6</td><td>12.6</td><td>9</td><td>1.5</td><td>8</td><td>7</td><td>14.1</td><td>10.5</td><td>2</td></tr><tr><td>8</td><td>7</td><td>13.6</td><td>10</td><td>1.5</td><td>10</td><td>9</td><td>16.1</td><td>12.5</td><td>2</td></tr><tr><td>9</td><td>8</td><td>14.6</td><td>11</td><td>1.5</td><td>11</td><td>10</td><td>17.1</td><td>13.5</td><td>2</td></tr><tr><td>11</td><td>10</td><td>16.6</td><td>13</td><td>1.5</td><td>14</td><td>13</td><td>20.1</td><td>16.5</td><td>2</td></tr><tr><td>16</td><td>15</td><td>21.6</td><td>18</td><td>1.5</td><td>19</td><td>18</td><td>25.1</td><td>21.5</td><td>2</td></tr><tr><td>22</td><td>21</td><td>27.6</td><td>24</td><td>1.5</td><td>24</td><td>23</td><td>30.1</td><td>26.5</td><td>2</td></tr><tr><td>26</td><td>25</td><td>31.6</td><td>28</td><td>1.5</td><td></td><td></td><td></td><td></td><td></td></tr></table>	Dimension Number of Contacts	Standard Type				Dimension Number of Contacts	Eccentric Type				A	B	C	D	A	B	C	D	5	4	10.6	7	1.5	4	3	10.1	6.5	2	6	5	11.6	8	1.5	6	5	12.1	8.5	2	7	6	12.6	9	1.5	8	7	14.1	10.5	2	8	7	13.6	10	1.5	10	9	16.1	12.5	2	9	8	14.6	11	1.5	11	10	17.1	13.5	2	11	10	16.6	13	1.5	14	13	20.1	16.5	2	16	15	21.6	18	1.5	19	18	25.1	21.5	2	22	21	27.6	24	1.5	24	23	30.1	26.5	2	26	25	31.6	28	1.5				
Dimension Number of Contacts	Standard Type			Dimension Number of Contacts	Eccentric Type																																																																																																																																																																																					
	A	B	C		A	B	C																																																																																																																																																																																			
5	4	6	1	4	3	5.5																																																																																																																																																																																				
6	5	7	1	6	5	7.5																																																																																																																																																																																				
7	6	8	1	8	7	9.5																																																																																																																																																																																				
8	7	9	1	10	9	11.5																																																																																																																																																																																				
9	8	10	1	11	10	12.5																																																																																																																																																																																				
11	10	12	1	14	13	15.5																																																																																																																																																																																				
16	15	17	1	19	18	20.5																																																																																																																																																																																				
22	21	23	1	24	23	25.5																																																																																																																																																																																				
26	25	27	1																																																																																																																																																																																							
Dimension Number of Contacts	Standard Type				Dimension Number of Contacts	Eccentric Type																																																																																																																																																																																				
	A	B	C	D		A	B	C	D																																																																																																																																																																																	
5	4	10.6	7	1.5	4	3	10.1	6.5	2																																																																																																																																																																																	
6	5	11.6	8	1.5	6	5	12.1	8.5	2																																																																																																																																																																																	
7	6	12.6	9	1.5	8	7	14.1	10.5	2																																																																																																																																																																																	
8	7	13.6	10	1.5	10	9	16.1	12.5	2																																																																																																																																																																																	
9	8	14.6	11	1.5	11	10	17.1	13.5	2																																																																																																																																																																																	
11	10	16.6	13	1.5	14	13	20.1	16.5	2																																																																																																																																																																																	
16	15	21.6	18	1.5	19	18	25.1	21.5	2																																																																																																																																																																																	
22	21	27.6	24	1.5	24	23	30.1	26.5	2																																																																																																																																																																																	
26	25	31.6	28	1.5																																																																																																																																																																																						
1mm Pitch Vertical Mounting Type																																																																																																																																																																																										
	<p>※Set the stiffener thickness to 0.188 (7.5mil) min.</p> <p>Unit: mm</p> <table><tr><th>Dimension Number of Contacts</th><th>A</th><th>B</th></tr><tr><td>6</td><td>5</td><td>7</td></tr><tr><td>7</td><td>6</td><td>8</td></tr><tr><td>8</td><td>7</td><td>9</td></tr><tr><td>16</td><td>15</td><td>17</td></tr><tr><td>20</td><td>19</td><td>21</td></tr><tr><td>22</td><td>21</td><td>23</td></tr><tr><td>24</td><td>23</td><td>25</td></tr></table>	Dimension Number of Contacts	A	B	6	5	7	7	6	8	8	7	9	16	15	17	20	19	21	22	21	23	24	23	25	<p>Recommended metal mask thickness : : 0.15mm</p> <p>Unit: mm</p> <table><tr><th>Dimension Number of Contacts</th><th>A</th><th>B</th></tr><tr><td>6</td><td>8</td><td>5</td></tr><tr><td>7</td><td>9</td><td>6</td></tr><tr><td>8</td><td>10</td><td>7</td></tr><tr><td>16</td><td>18</td><td>15</td></tr><tr><td>20</td><td>22</td><td>19</td></tr><tr><td>22</td><td>24</td><td>21</td></tr><tr><td>24</td><td>26</td><td>23</td></tr></table>	Dimension Number of Contacts	A	B	6	8	5	7	9	6	8	10	7	16	18	15	20	22	19	22	24	21	24	26	23																																																																																																																																								
Dimension Number of Contacts	A	B																																																																																																																																																																																								
6	5	7																																																																																																																																																																																								
7	6	8																																																																																																																																																																																								
8	7	9																																																																																																																																																																																								
16	15	17																																																																																																																																																																																								
20	19	21																																																																																																																																																																																								
22	21	23																																																																																																																																																																																								
24	23	25																																																																																																																																																																																								
Dimension Number of Contacts	A	B																																																																																																																																																																																								
6	8	5																																																																																																																																																																																								
7	9	6																																																																																																																																																																																								
8	10	7																																																																																																																																																																																								
16	18	15																																																																																																																																																																																								
20	22	19																																																																																																																																																																																								
22	24	21																																																																																																																																																																																								
24	26	23																																																																																																																																																																																								

## ◆ Packaging Specification

### Embossed Carrier Tape Dimensions

Horizontal Type (Common to Bottom/Top Contact, 0.5mm/1mm Pitch)



#### ● 0.5mm Pitch Bottom/Top Contact Type

Unit:mm

Dimension Number of Contacts	A	B	C	D	Dimension Number of Contacts	A	B	C	D
6	16	—	7.5	16.5	25	24	—	11.5	24.5
10	16	—	7.5	16.5	26	24	—	11.5	24.5
11	16	—	7.5	16.5	28	32	28.4	14.2	32.5
12	24	—	11.5	24.5	29	32	28.4	14.2	32.5
13	24	—	11.5	24.5	30	32	28.4	14.2	32.5
14	24	—	11.5	24.5	32	32	28.4	14.2	32.5
15	24	—	11.5	24.5	33	32	28.4	14.2	32.5
16	24	—	11.5	24.5	34	32	28.4	14.2	32.5
17	24	—	11.5	24.5	36	44	40.4	20.2	44.5
18	24	—	11.5	24.5	40	44	40.4	20.2	44.5
19	24	—	11.5	24.5	42	44	40.4	20.2	44.5
20	24	—	11.5	24.5	45	44	40.4	20.2	44.5
22	24	—	11.5	24.5	50	44	40.4	20.2	44.5
24	24	—	11.5	24.5	53	44	40.4	20.2	44.5

Note: 2,000 pieces per reel.

#### ● 1mm Pitch Bottom Contact Type

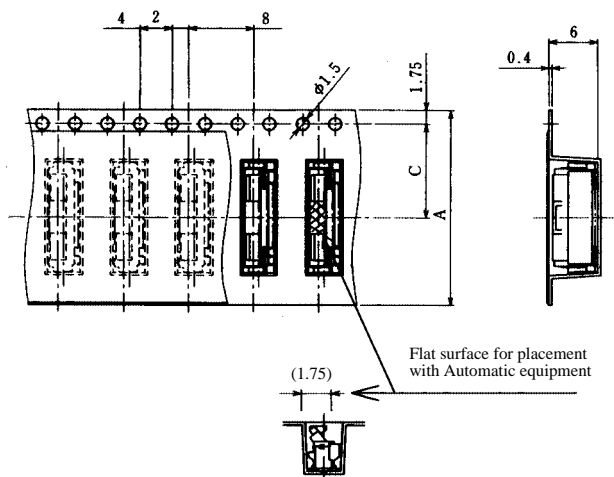
Unit:mm

	Dimension Number of Contacts	A	B	C	D
Standard Type	5	16	—	7.5	16.5
	6	24	—	11.5	24.5
	7	24	—	11.5	24.5
	8	24	—	11.5	24.5
	9	24	—	11.5	24.5
	11	24	—	11.5	24.5
	16	32	28.4	14.2	32.5
	22	44	40.4	20.2	44.5
	26	44	40.4	20.2	44.5
	Dimension Number of Contacts	A	B	C	D
Eccentric Type	4	16	—	7.5	16.5
	6	24	—	11.5	24.5
	8	24	—	11.5	24.5
	10	24	—	11.5	24.5
	11	24	—	11.5	24.5
	14	32	28.4	14.2	32.5
	19	44	40.4	20.2	44.5
	24	44	40.4	20.2	44.5
Note: 2 000 pieces per reel.					

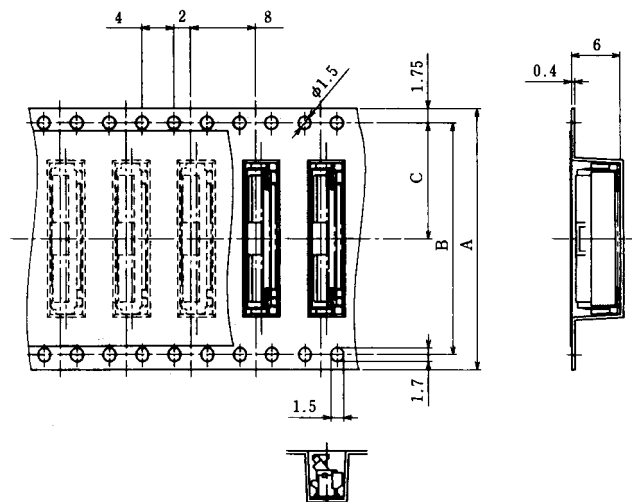
Note: 2,000 pieces per reel.

## Vertical Mounting Type (Common to 0.5mm/1mm Pitch)

Tape width 24mm max.



Tape width 32mm min.



### ●0.5mm Pitch Vertical mounting Type

Unit:mm

Dimension Number of Contacts	A	B	C	D
10	16	—	7.5	16.5
12	16	—	7.5	16.5
13	24	—	11.5	24.5
15	24	—	11.5	24.5
16	24	—	11.5	24.5
17	24	—	11.5	24.5
18	24	—	11.5	24.5
20	24	—	11.5	24.5
22	24	—	11.5	24.5
24	24	—	11.5	24.5

Dimension Number of Contacts	A	B	C	D
26	24	—	11.5	24.5
30	32	28.4	14.2	32.5
32	32	28.4	14.2	32.5
33	32	28.4	14.2	32.5
34	44	40.4	20.2	44.5
36	44	40.4	20.2	44.5
40	44	40.4	20.2	44.5
45	44	40.4	20.2	44.5
49	44	40.4	20.2	44.5
50	44	40.4	20.2	44.5

Note: 1,000 pieces per reel.

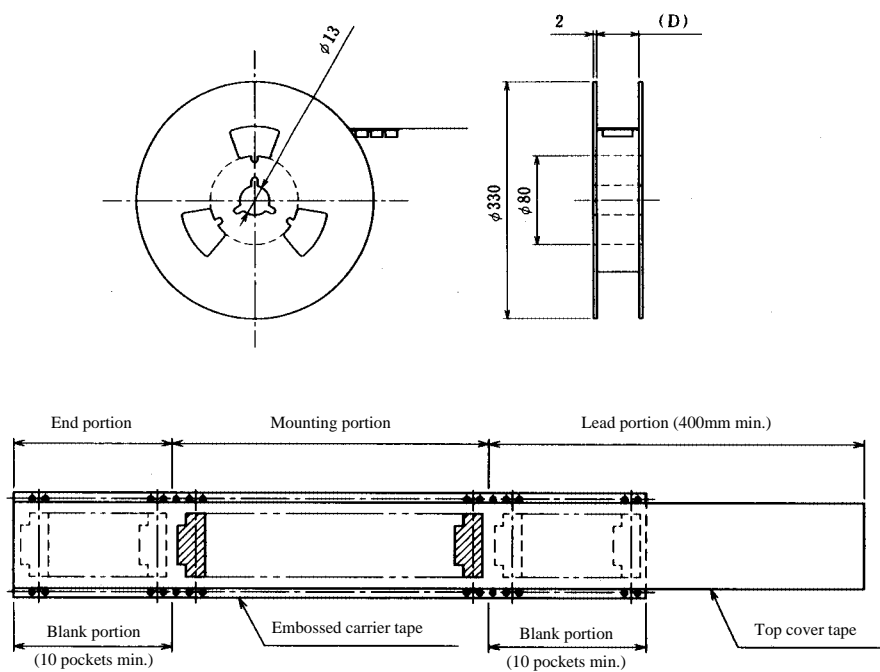
### ●1mm Pitch Vertical mounting Type

Unit:mm

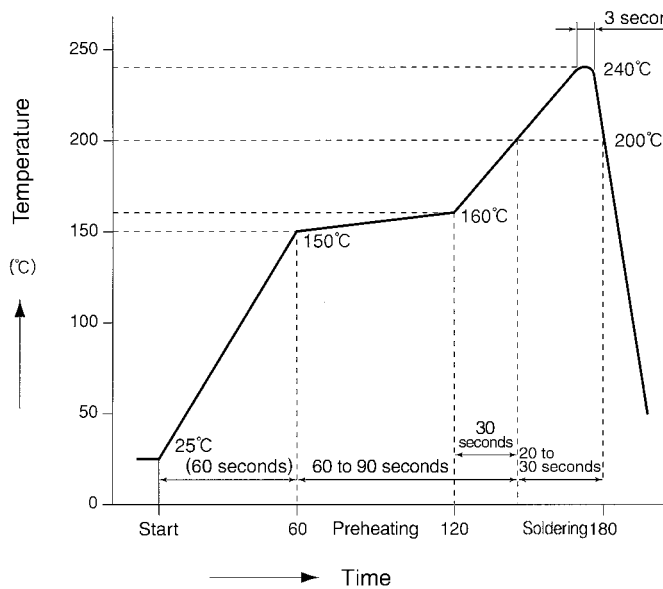
Dimension Number of Contacts	A	B	C	D
6	24	—	11.5	24.5
7	24	—	11.5	24.5
8	24	—	11.5	24.5
16	32	28.4	14.2	32.5
20	44	40.4	20.2	44.5
22	44	40.4	20.2	44.5
24	44	40.4	20.2	44.5

Note: 1,000 pieces per reel.

# Reel Dimensions (Common to All Types)



## Recommended Temperature Profile



### HRS test conditions

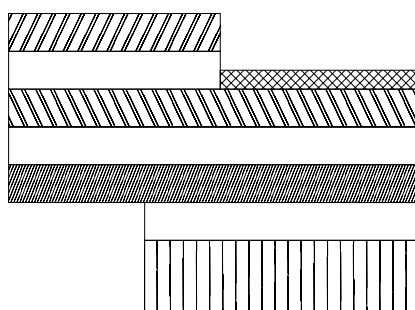
Solder method	:Reflow, IR/hot air (Nihon Den-netsu Co., Ltd.'s Part Number: SENSBY NR- II )
Environment:	:Room air
Solder composition	:Paste, 63%Sn/37%Pb (Senju Metal Industry, Co., Ltd.'s Part Number: OZ63-201C-50-9)
Test board	:Glass epoxy 40mm×80mm×1.6mm thick
Land dimensions	:Top and bottom contact type 0.3mm×1.3mm Vertical mounting type 0.6mm×1.5mm
Metal mask	:Top and bottom contact type 0.25mm×1.3mm×0.15mm thick Vertical mounting type 0.25mm×1.5mm×0.15mm thick

This temperature profile is based on the above conditions. In individual applications the actual temperature may vary, depending on solder paste type, volume/thickness and board size/thickness. Consult your solder paste and equipment manufacturer for specific recommendations.

## ◆FH12 Series FPC/FFC Construction (Recommended Specifications)

### 1. FFC

### FFC : Flexible Flat Cable



Material Name	Material	Thickness (μm)
Hard copper foil with tin plating		35
Adhesive	Polyester type	30
Polyester		12
Adhesive	Polyester type	30
Stiffener	Polyester type	188 (Note)
Total		295

\*Real tolerance of thickness dimension is on the order of  $\pm 20 \mu\text{m}$  (275 to 315  $\mu\text{m}$ )

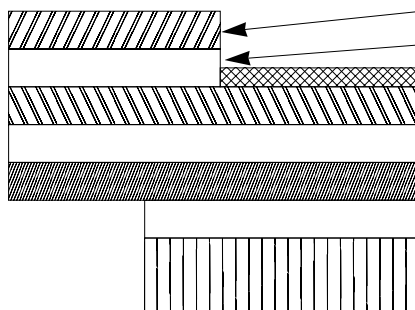
Note: Use of a thicker FFC results in a stiffer lock action and the lock is more easily released.

A factor that contributes to thicker FFC is the use of 250  $\mu\text{m}$  stiffener which is thicker than the standard (188  $\mu\text{m}$ ) product. This results in a total thickness of 357  $\mu\text{m}$ .

When using FFC, control of FFC thickness becomes easy if you indicate to us the thickness of the stiffener.

### 2. FPC

### FPC : Flexible Printed Circuit



Material Name	Material	Thickness (μm)
Covering layer film	Polyamide 1 mil	25
Cover adhesive		25
Surface treatment	Tin-lead	5
Copper foil	Cu 1oz	35
Base adhesive		25
Base film	Polyamide 1 mil	25
Reinforcement material adhesive	Heat-hardened adhesive	30
Stiffener	Polyamide 7 mil	175
Total		295

### 3. Precautions

1. This specification is a recommendation for the construction of the FH12 Series FPC and FFC ( $t=0.3 \pm 0.05$ ).
2. For details about the construction, please contact the FPC/FFC manufacturers.