


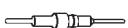


Series 153 pin headers with 3 level wrappost (Pin headers with solder tail see page 72)

Series 160 / 163 with slotted heads to accept wires or component leads, series 170 / 173 with turret heads and series 180 / 183 with solder cups for wiring applications, are with solder tail or 3 level wrappost



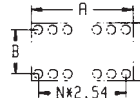
Platings	Sleeve 	Clip 	Pin 
10 90			0.25 µm Au 5 µm Sn Pb

Ordering information

For standard versions see table (order codes)
Platings 10 and 90 available for all versions. Replace **xx** with required plating code

Option:

2 level wrapposts (please consult)

No. of poles	Order Codes								Insulator dimensions			
	Fig. 1 B	Fig. 2 B	Fig. 3 B	Fig. 4 B	Fig. 5 B	Fig. 6 B	Fig. 7 B			See page 50	A	B
10	153-xx	160-xx	163-xx	170-xx	173-xx	180-xx	183-xx	-210-00-001	Fig. 1	12.6	5.08	7.6
4	153-xx	160-xx	163-xx	170-xx	173-xx	180-xx	183-xx	-304-00-001	Fig. 2	5.0	7.62	10.1
6	153-xx	160-xx	163-xx	170-xx	173-xx	180-xx	183-xx	-306-00-001	Fig. 3	7.6	7.62	10.1
8	153-xx	160-xx	163-xx	170-xx	173-xx	180-xx	183-xx	-308-00-001	Fig. 4	10.1	7.62	10.1
10	153-xx	160-xx	163-xx	170-xx	173-xx	180-xx	183-xx	-310-00-001	Fig. 5	12.6	7.62	10.1
12	153-xx	160-xx	163-xx	170-xx	173-xx	180-xx	183-xx	-312-00-001	Fig. 5a	15.2	7.62	10.1
14	153-xx	160-xx	163-xx	170-xx	173-xx	180-xx	183-xx	-314-00-001	Fig. 6	17.7	7.62	10.1
16	153-xx	160-xx	163-xx	170-xx	173-xx	180-xx	183-xx	-316-00-001	Fig. 7	20.3	7.62	10.1
18	153-xx	160-xx	163-xx	170-xx	173-xx	180-xx	183-xx	-318-00-001	Fig. 8	22.8	7.62	10.1
20	153-xx	160-xx	163-xx	170-xx	173-xx	180-xx	183-xx	-320-00-001	Fig. 9	25.3	7.62	10.1
22	153-xx	160-xx	163-xx	170-xx	173-xx	180-xx	183-xx	-322-00-001	Fig. 10	27.8	7.62	10.1
24	153-xx	160-xx	163-xx	170-xx	173-xx	180-xx	183-xx	-324-00-001	Fig. 11	30.4	7.62	10.1
28	153-xx	160-xx	163-xx	170-xx	173-xx	180-xx	183-xx	-328-00-001	Fig. 12	35.5	7.62	10.1
20	153-xx	160-xx	163-xx	170-xx	173-xx	180-xx	183-xx	-420-00-001	Fig. 12a	25.3	10.16	12.6
22	153-xx	160-xx	163-xx	170-xx	173-xx	180-xx	183-xx	-422-00-001	Fig. 13	27.8	10.16	12.6
24	153-xx	160-xx	163-xx	170-xx	173-xx	180-xx	183-xx	-424-00-001	Fig. 14	30.4	10.16	12.6
28	153-xx	160-xx	163-xx	170-xx	173-xx	180-xx	183-xx	-428-00-001	Fig. 15	35.5	10.16	12.6
32	153-xx	160-xx	163-xx	170-xx	173-xx	180-xx	183-xx	-432-00-001	Fig. 16	40.6	10.16	12.6
10	153-xx	160-xx	163-xx	170-xx	173-xx	180-xx	183-xx	-610-00-001	Fig. 16a	12.6	15.24	17.7
24	153-xx	160-xx	163-xx	170-xx	173-xx	180-xx	183-xx	-624-00-001	Fig. 17	30.4	15.24	17.7
28	153-xx	160-xx	163-xx	170-xx	173-xx	180-xx	183-xx	-628-00-001	Fig. 18	35.5	15.24	17.7
32	153-xx	160-xx	163-xx	170-xx	173-xx	180-xx	183-xx	-632-00-001	Fig. 19	40.6	15.24	17.7
36	153-xx	160-xx	163-xx	170-xx	173-xx	180-xx	183-xx	-636-00-001	Fig. 20	45.7	15.24	17.7
40	153-xx	160-xx	163-xx	170-xx	173-xx	180-xx	183-xx	-640-00-001	Fig. 21	50.6	15.24	17.7
42	153-xx	160-xx	163-xx	170-xx	173-xx	180-xx	183-xx	-642-00-001	Fig. 22	53.2	15.24	17.7
48	153-xx	160-xx	163-xx	170-xx	173-xx	180-xx	183-xx	-648-00-001	Fig. 23	60.9	15.24	17.7
50	153-xx	160-xx	163-xx	170-xx	173-xx	180-xx	183-xx	-650-00-001	Fig. 24	63.4	15.24	17.7
52	153-xx	160-xx	163-xx	170-xx	173-xx	180-xx	183-xx	-652-00-001	Fig. 25	65.9	15.24	17.7
50	153-xx	160-xx	163-xx	170-xx	173-xx	180-xx	183-xx	-950-00-001	Fig. 26	63.4	22.86	25.3
52	153-xx	160-xx	163-xx	170-xx	173-xx	180-xx	183-xx	-952-00-001	Fig. 27	65.9	22.86	25.3
64	153-xx	160-xx	163-xx	170-xx	173-xx	180-xx	183-xx	-964-00-001	Fig. 28	81.1	22.86	25.3